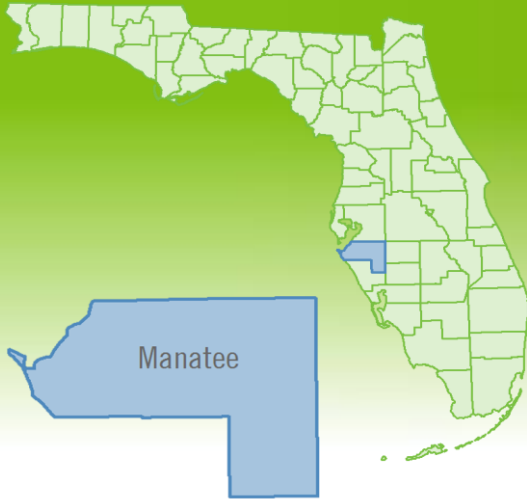


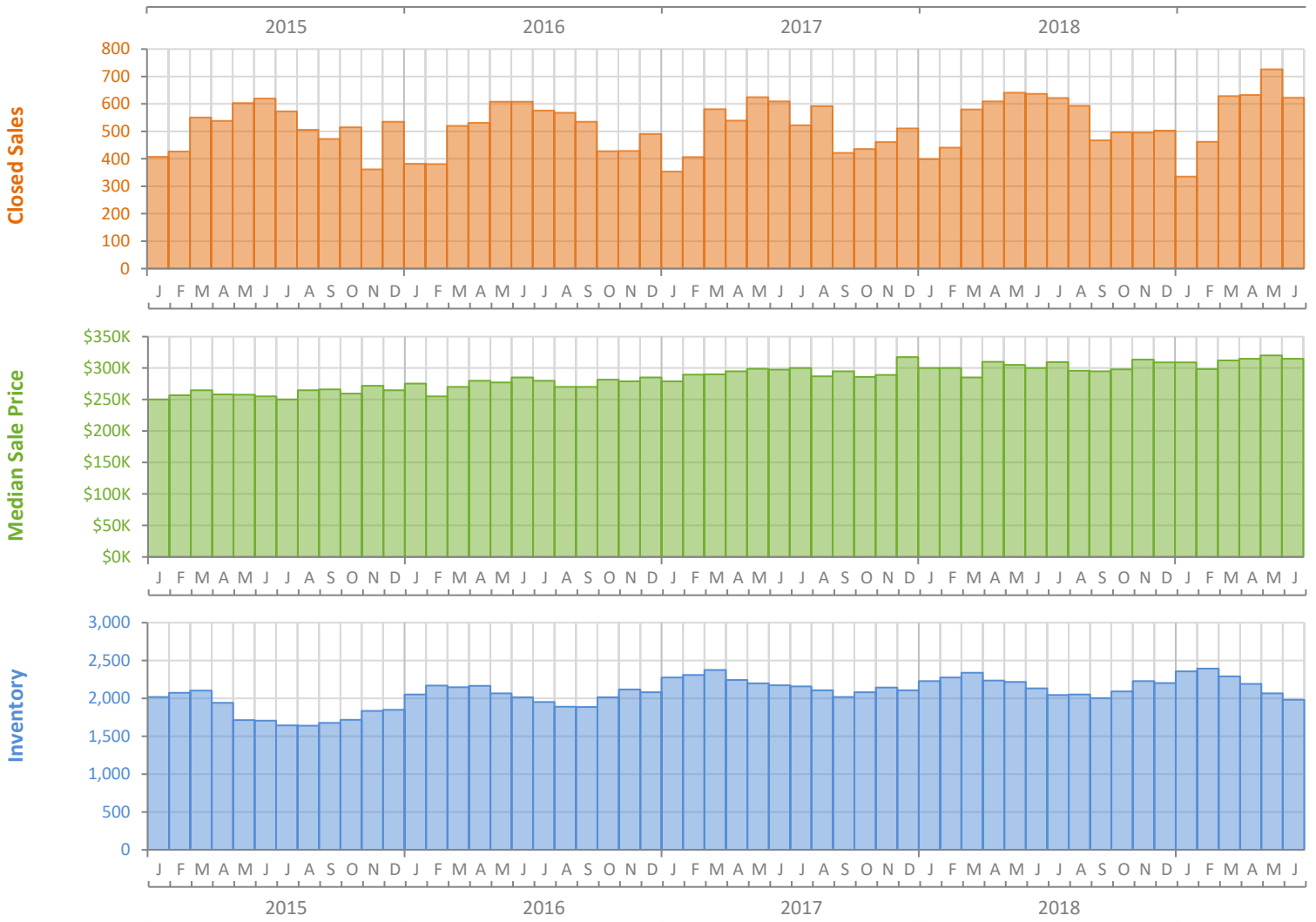
Monthly Market Summary - June 2019

Single Family Homes

Manatee County



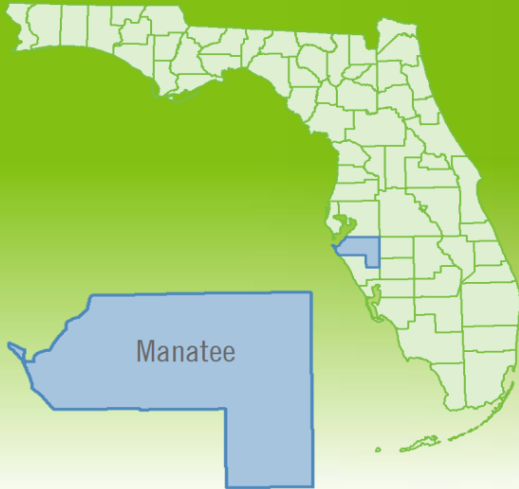
	June 2019	June 2018	Percent Change Year-over-Year
Closed Sales	623	637	-2.2%
Paid in Cash	157	170	-7.6%
Median Sale Price	\$315,000	\$300,000	5.0%
Average Sale Price	\$397,987	\$365,637	8.8%
Dollar Volume	\$247.9 Million	\$232.9 Million	6.5%
Med. Pct. of Orig. List Price Received	96.0%	96.2%	-0.2%
Median Time to Contract	49 Days	42 Days	16.7%
Median Time to Sale	102 Days	90 Days	13.3%
New Pending Sales	595	619	-3.9%
New Listings	599	681	-12.0%
Pending Inventory	897	877	2.3%
Inventory (Active Listings)	1,982	2,133	-7.1%
Months Supply of Inventory	3.6	4.1	-12.2%



Monthly Distressed Market - June 2019

Single Family Homes

Manatee County



		June 2019	June 2018	Percent Change Year-over-Year
Traditional	Closed Sales	607	626	-3.0%
	Median Sale Price	\$318,000	\$302,990	5.0%
Foreclosure/REO	Closed Sales	13	7	85.7%
	Median Sale Price	\$229,900	\$163,000	41.0%
Short Sale	Closed Sales	3	4	-25.0%
	Median Sale Price	\$600,000	\$134,400	346.4%

