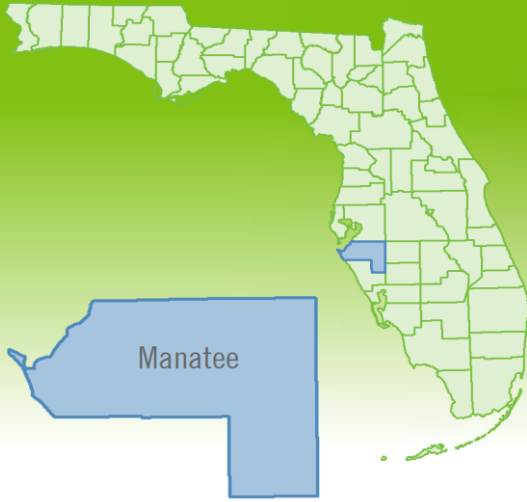


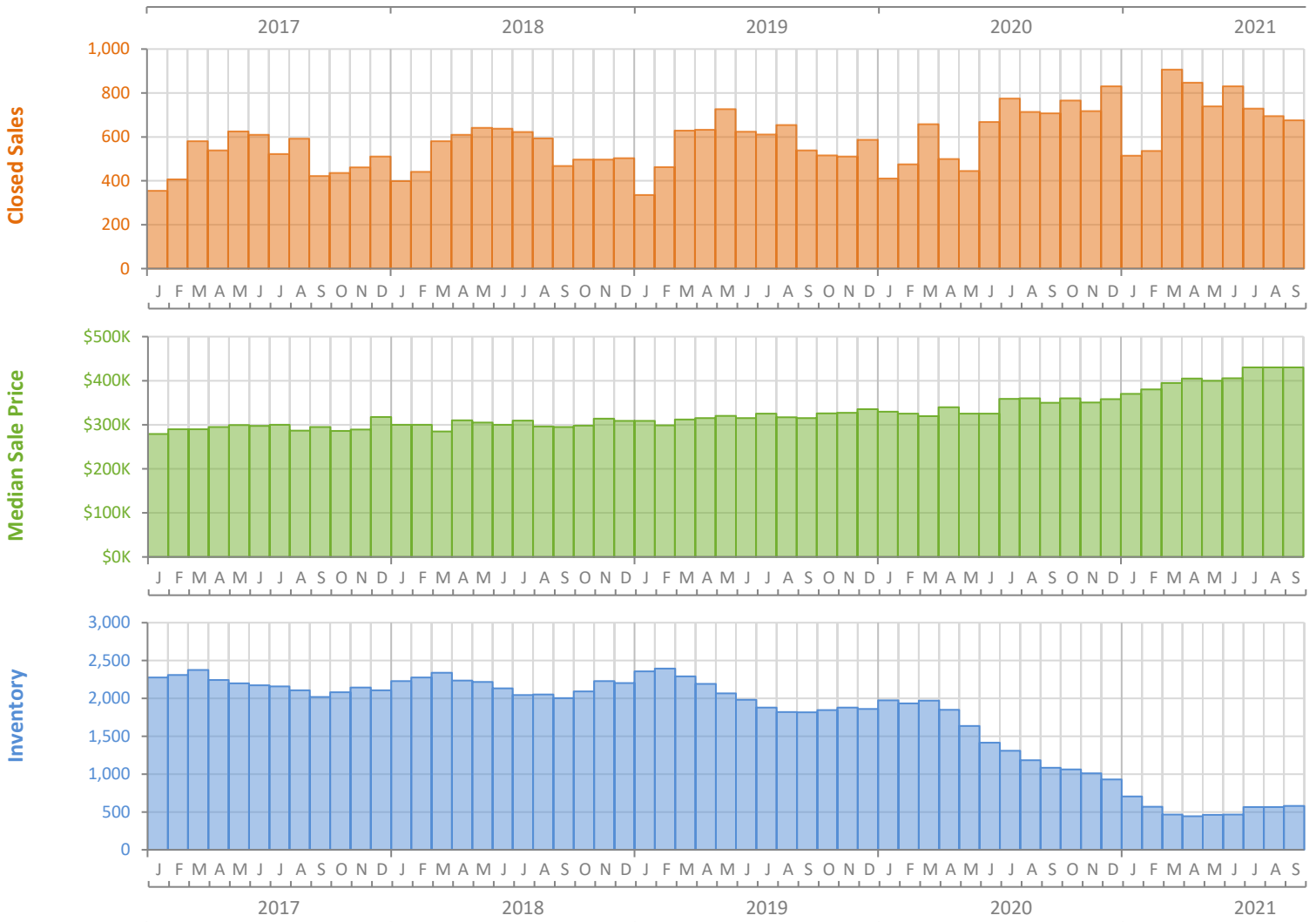
Monthly Market Summary - September 2021

Single-Family Homes

Manatee County



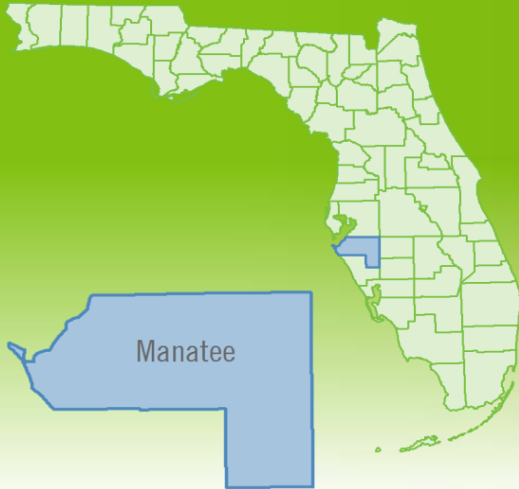
	September 2021	September 2020	Percent Change Year-over-Year
Closed Sales	675	707	-4.5%
Paid in Cash	267	174	53.4%
Median Sale Price	\$430,000	\$350,000	22.9%
Average Sale Price	\$580,073	\$478,964	21.1%
Dollar Volume	\$391.5 Million	\$338.6 Million	15.6%
Med. Pct. of Orig. List Price Received	100.0%	97.6%	2.5%
Median Time to Contract	7 Days	23 Days	-69.6%
Median Time to Sale	48 Days	68 Days	-29.4%
New Pending Sales	596	730	-18.4%
New Listings	675	695	-2.9%
Pending Inventory	949	1,150	-17.5%
Inventory (Active Listings)	579	1,084	-46.6%
Months Supply of Inventory	0.8	1.9	-57.9%



Monthly Distressed Market - September 2021

Single-Family Homes

Manatee County



		September 2021	September 2020	Percent Change Year-over-Year
Traditional	Closed Sales	673	698	-3.6%
	Median Sale Price	\$430,000	\$350,567	22.7%
Foreclosure/REO	Closed Sales	1	6	-83.3%
	Median Sale Price	\$259,000	\$262,250	-1.2%
Short Sale	Closed Sales	1	3	-66.7%
	Median Sale Price	\$145,000	\$385,000	-62.3%

