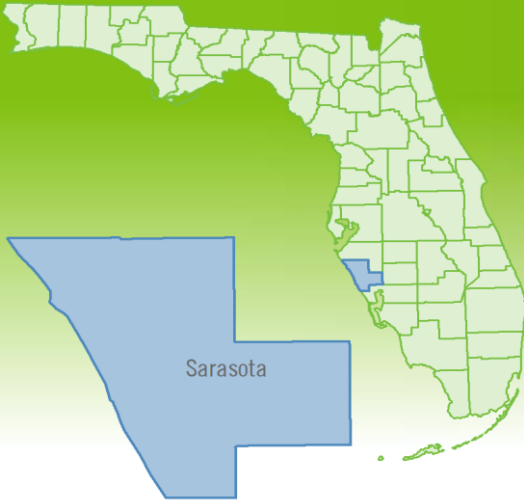


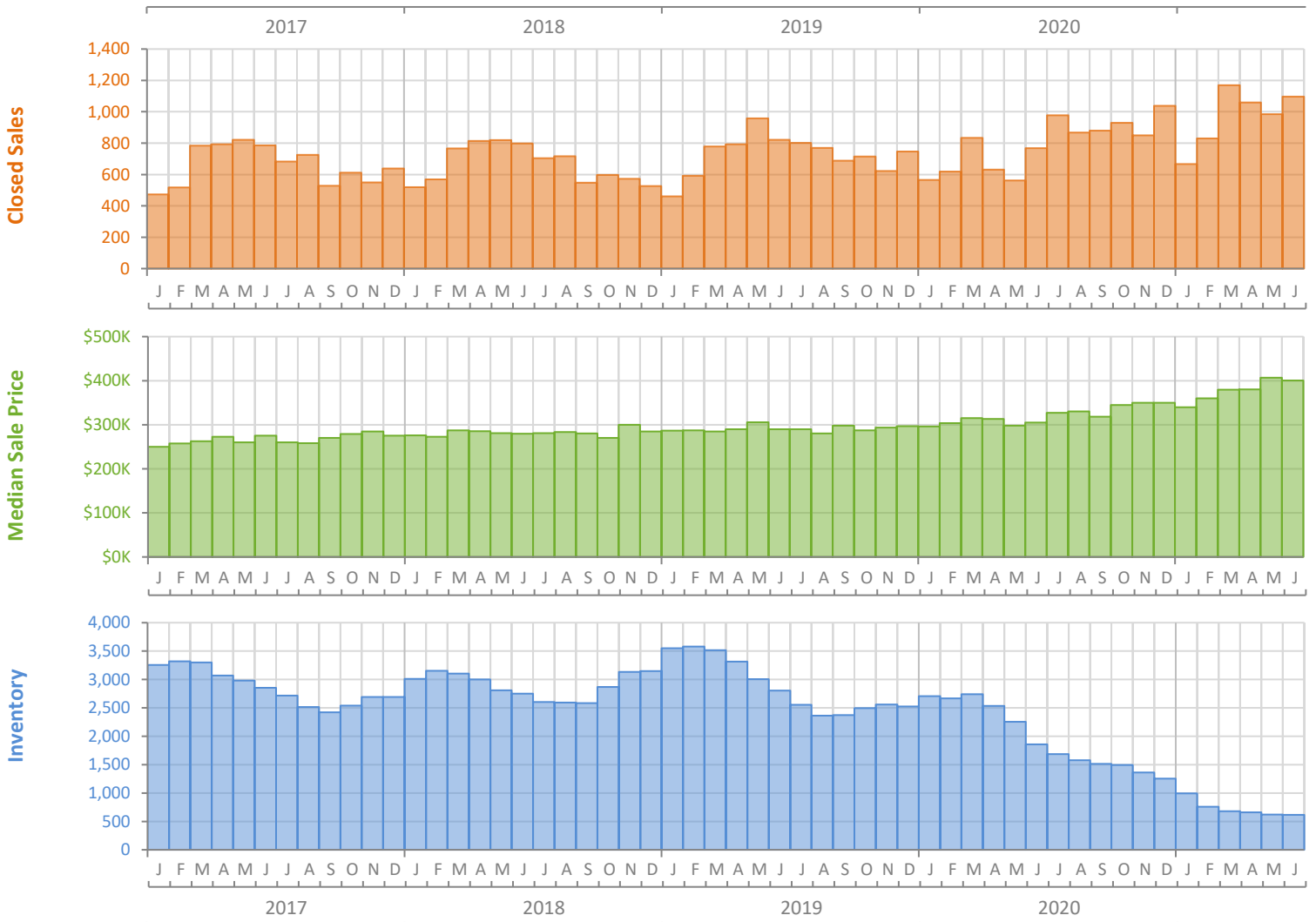
Monthly Market Summary - June 2021

Single-Family Homes

Sarasota County



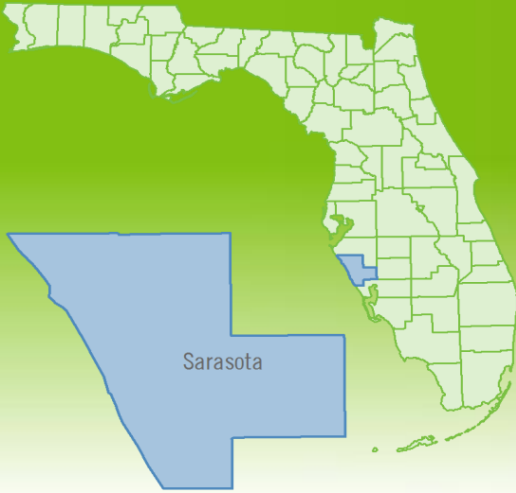
	June 2021	June 2020	Percent Change Year-over-Year
Closed Sales	1,097	768	42.8%
Paid in Cash	525	222	136.5%
Median Sale Price	\$400,150	\$305,000	31.2%
Average Sale Price	\$600,288	\$439,655	36.5%
Dollar Volume	\$658.5 Million	\$337.7 Million	95.0%
Med. Pct. of Orig. List Price Received	100.0%	95.7%	4.5%
Median Time to Contract	6 Days	58 Days	-89.7%
Median Time to Sale	48 Days	104 Days	-53.8%
New Pending Sales	822	1,001	-17.9%
New Listings	915	716	27.8%
Pending Inventory	1,330	1,374	-3.2%
Inventory (Active Listings)	618	1,859	-66.8%
Months Supply of Inventory	0.7	2.7	-74.1%



Monthly Distressed Market - June 2021

Single-Family Homes

Sarasota County



		June 2021	June 2020	Percent Change Year-over-Year
Traditional	Closed Sales	1,093	747	46.3%
	Median Sale Price	\$401,000	\$310,000	29.4%
Foreclosure/REO	Closed Sales	2	16	-87.5%
	Median Sale Price	\$245,750	\$174,500	40.8%
Short Sale	Closed Sales	2	5	-60.0%
	Median Sale Price	\$258,100	\$170,000	51.8%

