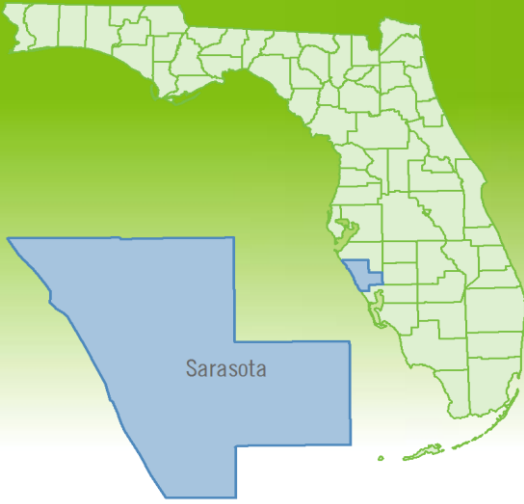


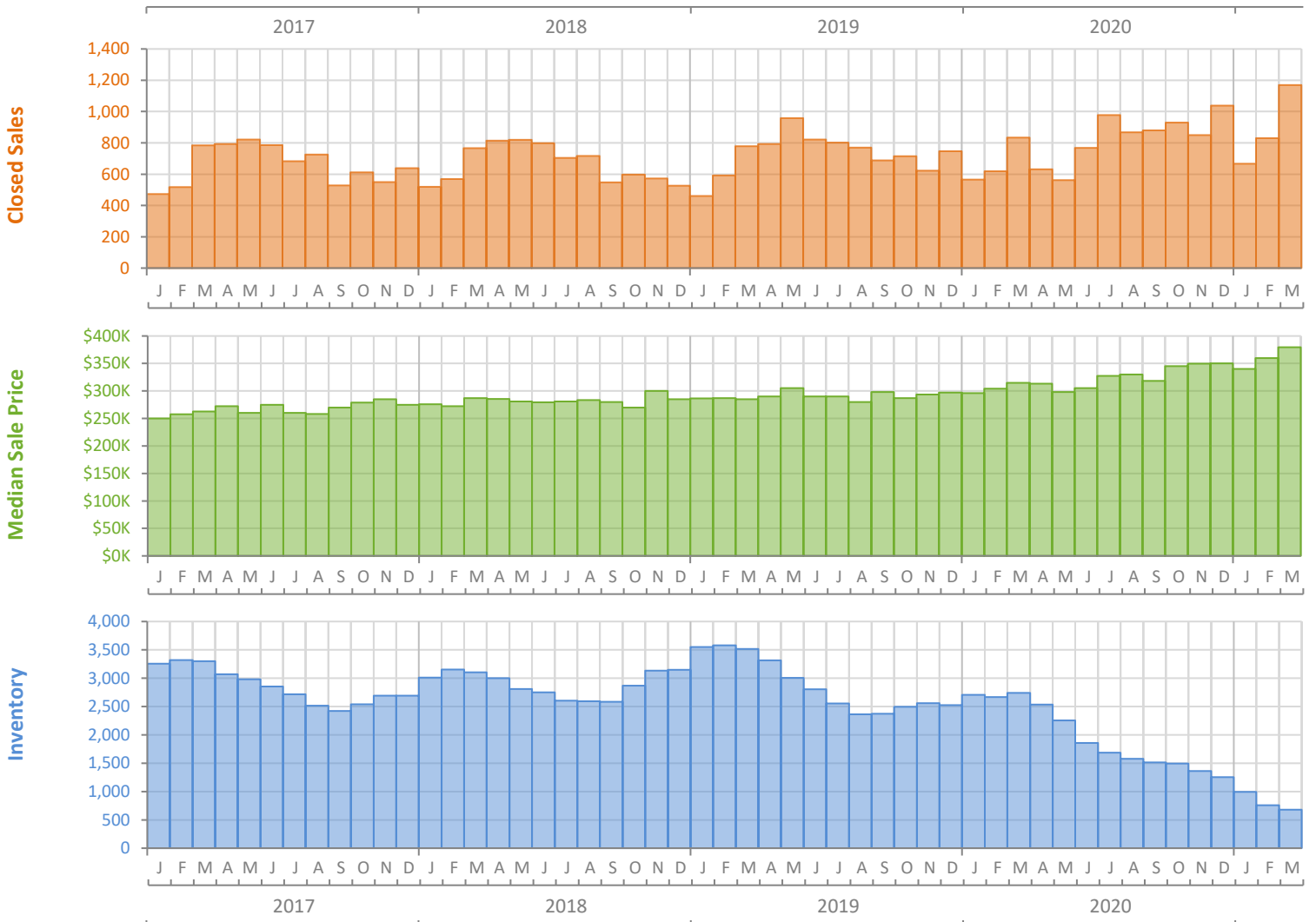
Monthly Market Summary - March 2021

Single Family Homes

Sarasota County



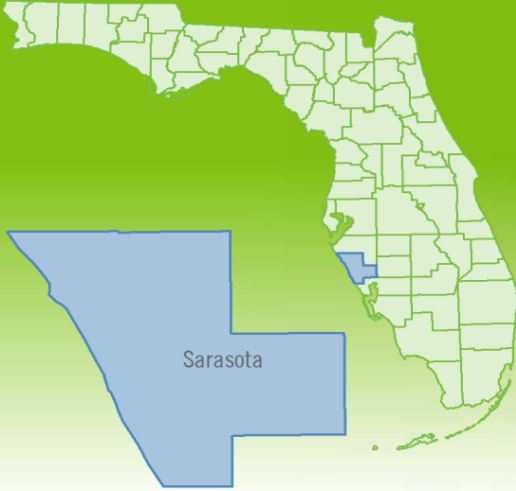
	March 2021	March 2020	Percent Change Year-over-Year
Closed Sales	1,169	834	40.2%
Paid in Cash	493	317	55.5%
Median Sale Price	\$379,695	\$315,000	20.5%
Average Sale Price	\$606,126	\$414,374	46.3%
Dollar Volume	\$708.6 Million	\$345.6 Million	105.0%
Med. Pct. of Orig. List Price Received	100.0%	96.2%	4.0%
Median Time to Contract	13 Days	38 Days	-65.8%
Median Time to Sale	56 Days	81 Days	-30.9%
New Pending Sales	1,098	626	75.4%
New Listings	1,075	915	17.5%
Pending Inventory	1,675	974	72.0%
Inventory (Active Listings)	680	2,741	-75.2%
Months Supply of Inventory	0.8	3.7	-78.4%



Monthly Distressed Market - March 2021

Single Family Homes

Sarasota County



		March 2021	March 2020	Percent Change Year-over-Year
Traditional	Closed Sales	1,165	807	44.4%
	Median Sale Price	\$380,000	\$321,250	18.3%
Foreclosure/REO	Closed Sales	4	22	-81.8%
	Median Sale Price	\$253,800	\$186,063	36.4%
Short Sale	Closed Sales	0	5	-100.0%
	Median Sale Price	(No Sales)	\$155,000	N/A

