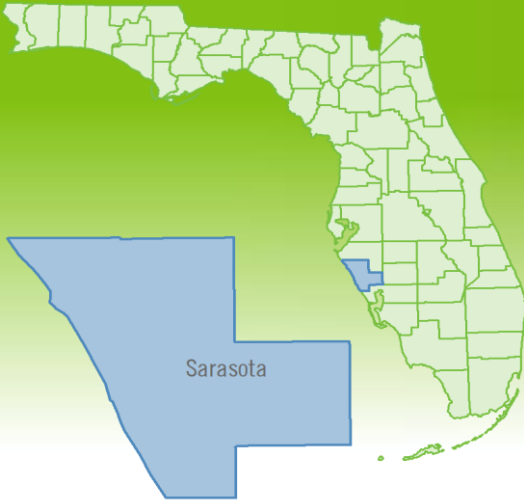


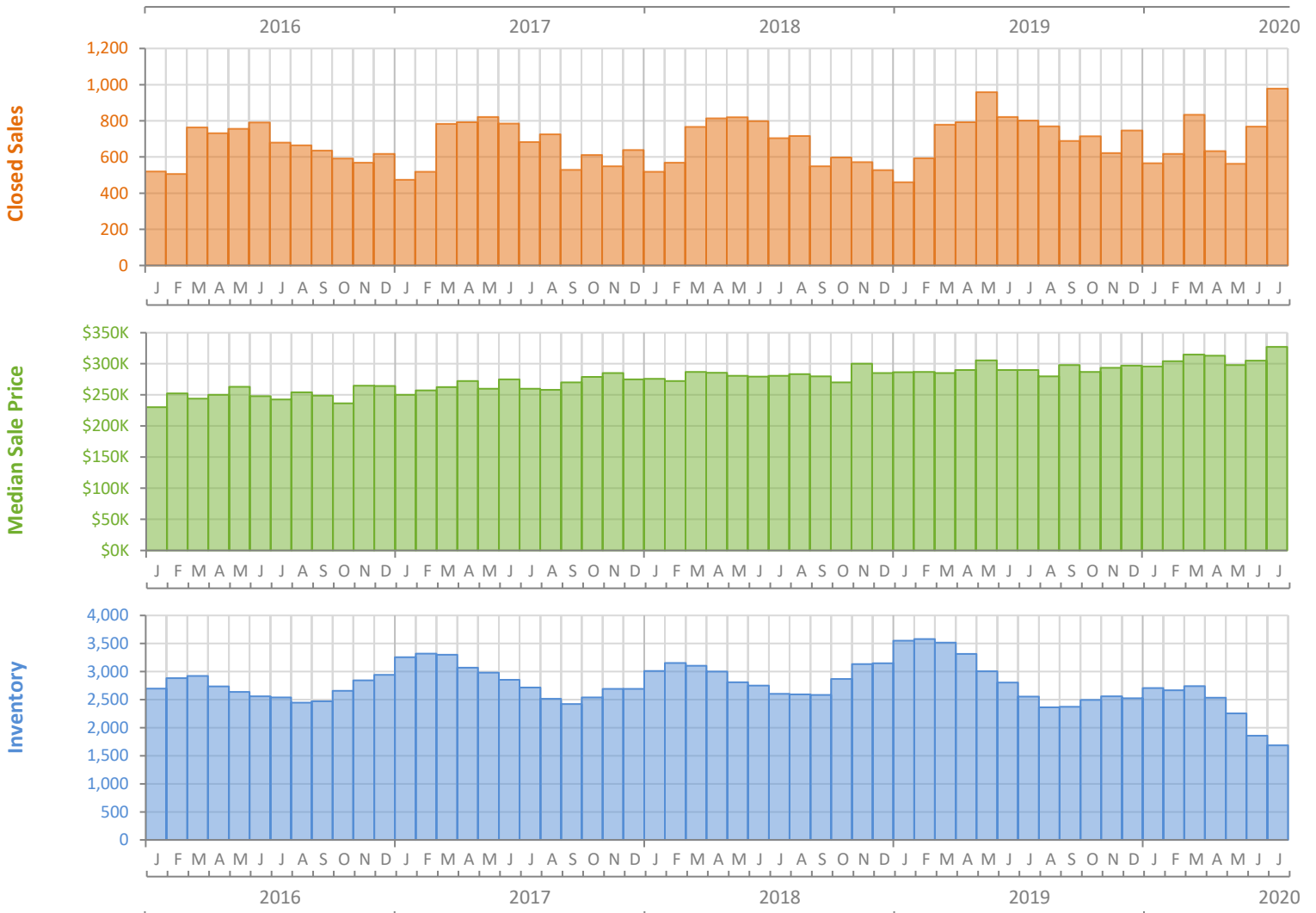
Monthly Market Summary - July 2020

Single Family Homes

Sarasota County



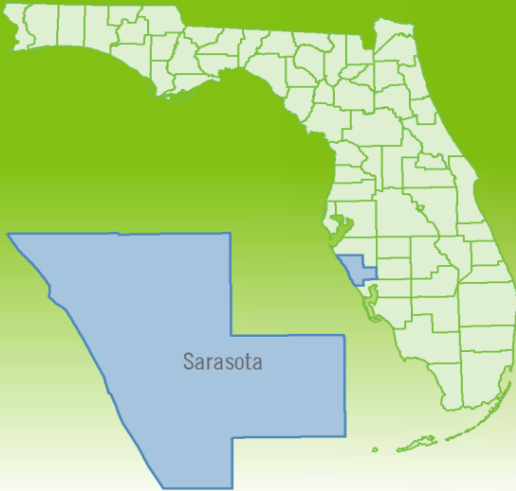
	July 2020	July 2019	Percent Change Year-over-Year
Closed Sales	978	802	21.9%
Paid in Cash	292	249	17.3%
Median Sale Price	\$327,250	\$290,000	12.8%
Average Sale Price	\$444,431	\$386,220	15.1%
Dollar Volume	\$434.7 Million	\$309.7 Million	40.3%
Med. Pct. of Orig. List Price Received	96.3%	95.5%	0.8%
Median Time to Contract	52 Days	58 Days	-10.3%
Median Time to Sale	102 Days	105 Days	-2.9%
New Pending Sales	978	736	32.9%
New Listings	887	763	16.3%
Pending Inventory	1,355	998	35.8%
Inventory (Active Listings)	1,685	2,555	-34.1%
Months Supply of Inventory	2.4	3.8	-36.8%



Monthly Distressed Market - July 2020

Single Family Homes

Sarasota County



		July 2020	July 2019	Percent Change Year-over-Year
Traditional	Closed Sales	953	780	22.2%
	Median Sale Price	\$330,000	\$291,925	13.0%
Foreclosure/REO	Closed Sales	17	20	-15.0%
	Median Sale Price	\$199,500	\$233,500	-14.6%
Short Sale	Closed Sales	8	2	300.0%
	Median Sale Price	\$193,500	\$153,000	26.5%

