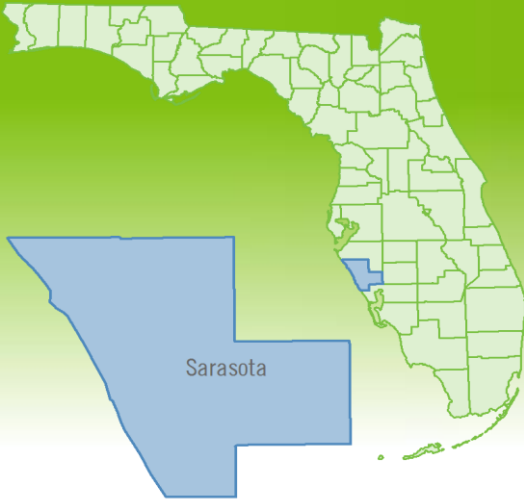


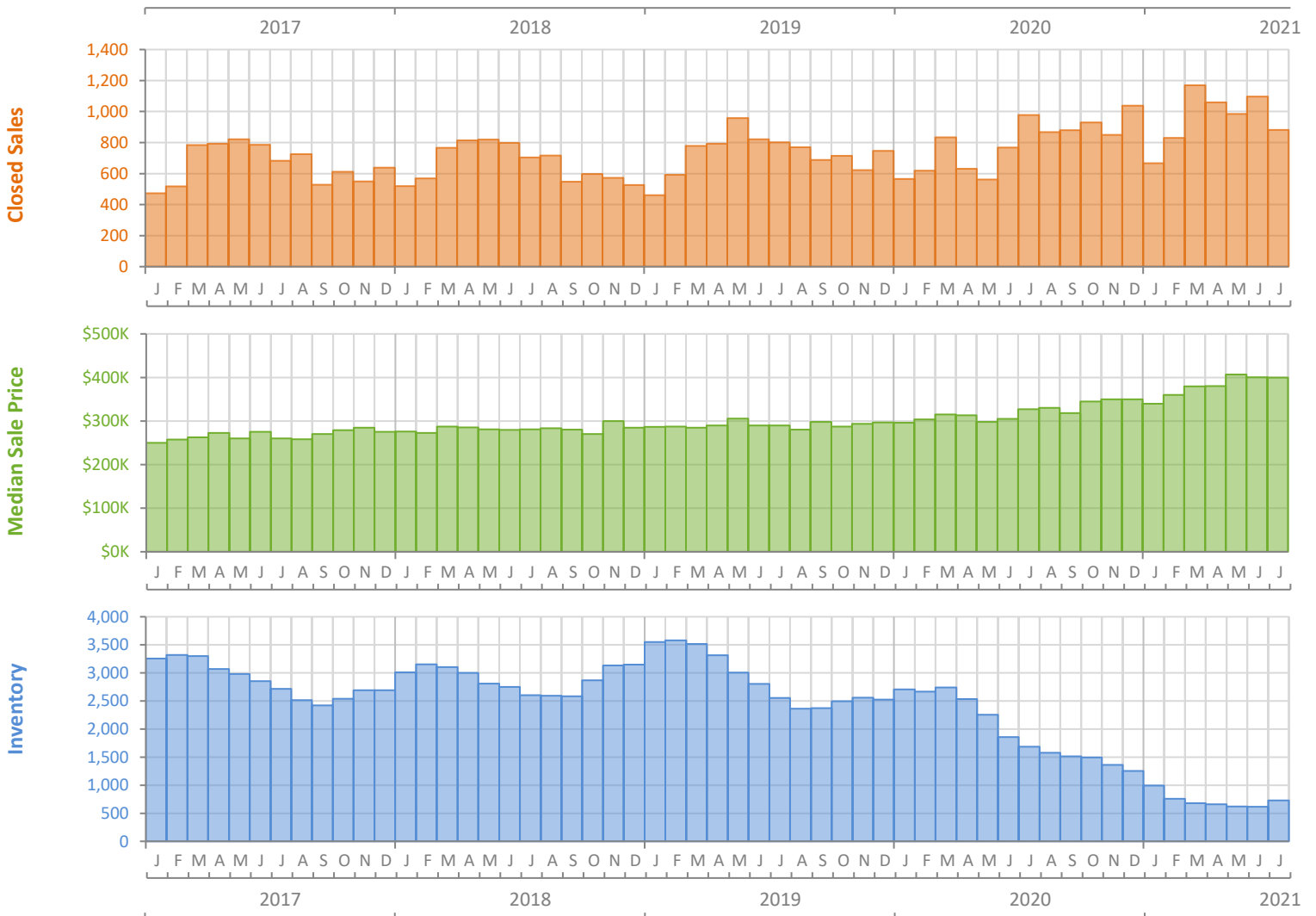
Monthly Market Summary - July 2021

Single-Family Homes

Sarasota County



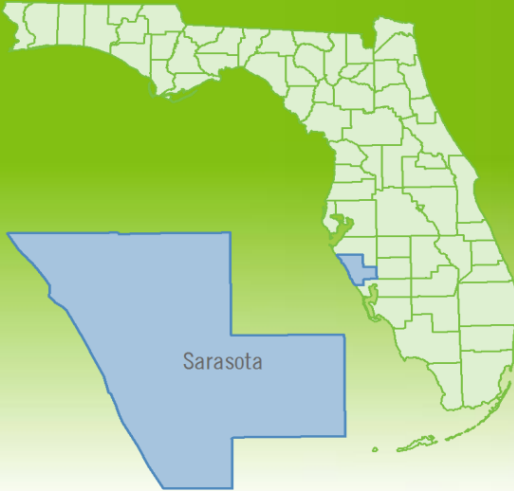
	July 2021	July 2020	Percent Change Year-over-Year
Closed Sales	882	978	-9.8%
Paid in Cash	403	292	38.0%
Median Sale Price	\$400,000	\$327,250	22.2%
Average Sale Price	\$598,947	\$444,431	34.8%
Dollar Volume	\$528.3 Million	\$434.7 Million	21.5%
Med. Pct. of Orig. List Price Received	100.0%	96.3%	3.8%
Median Time to Contract	5 Days	52 Days	-90.4%
Median Time to Sale	48 Days	102 Days	-52.9%
New Pending Sales	748	978	-23.5%
New Listings	941	887	6.1%
Pending Inventory	1,218	1,355	-10.1%
Inventory (Active Listings)	730	1,685	-56.7%
Months Supply of Inventory	0.8	2.4	-66.7%



Monthly Distressed Market - July 2021

Single-Family Homes

Sarasota County



		July 2021	July 2020	Percent Change Year-over-Year
Traditional	Closed Sales	880	953	-7.7%
	Median Sale Price	\$400,000	\$330,000	21.2%
Foreclosure/REO	Closed Sales	1	17	-94.1%
	Median Sale Price	\$375,000	\$199,500	88.0%
Short Sale	Closed Sales	1	8	-87.5%
	Median Sale Price	\$260,050	\$193,500	34.4%

