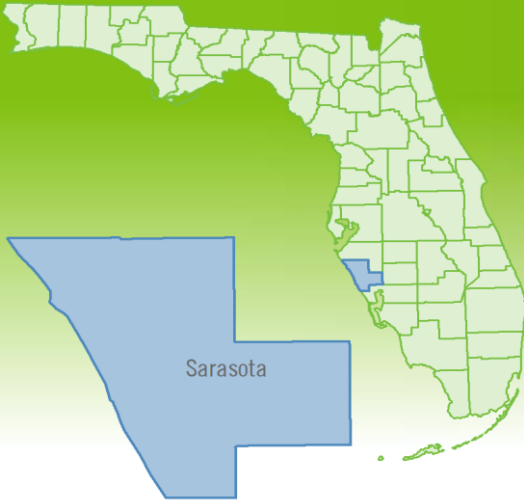


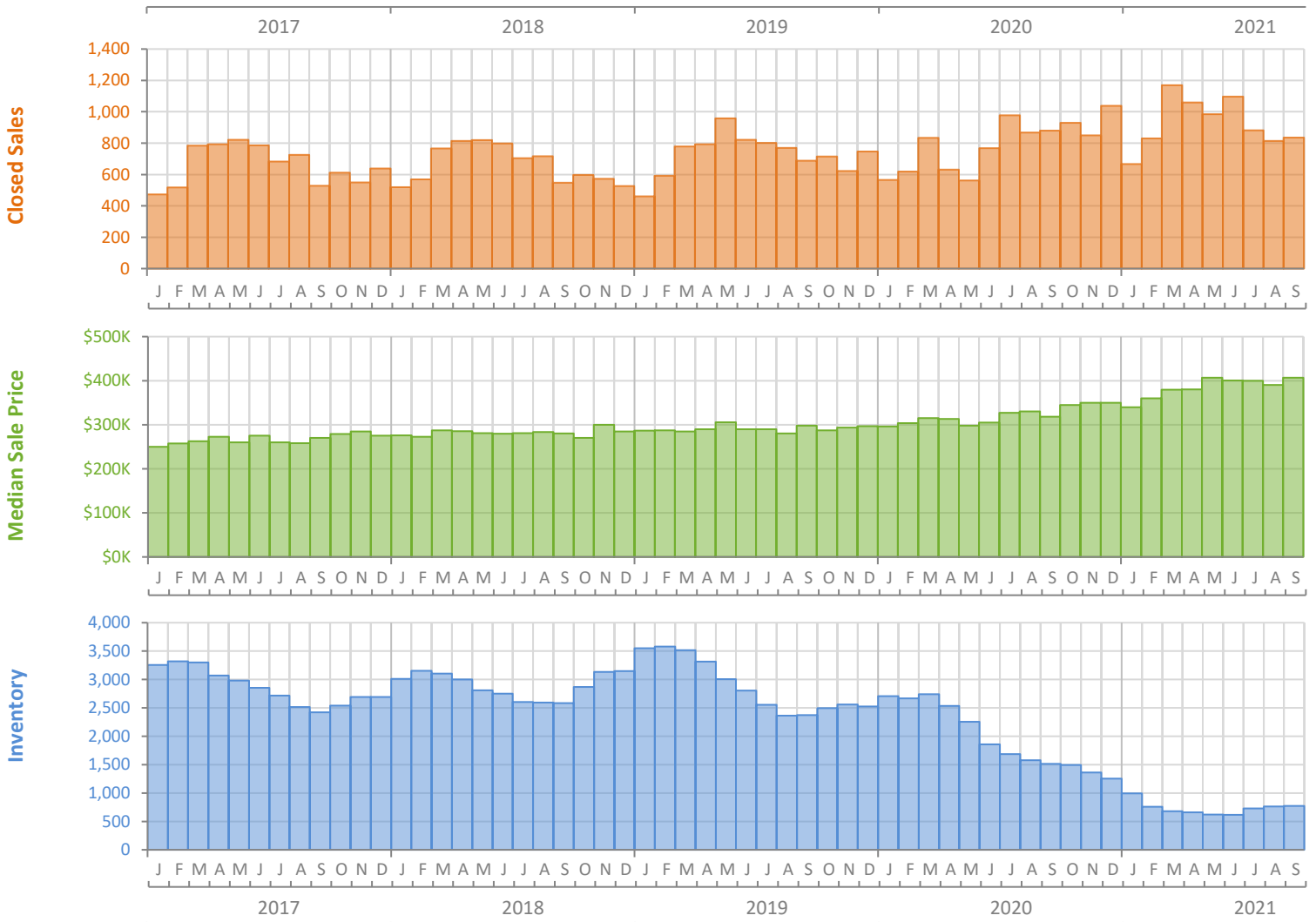
Monthly Market Summary - September 2021

Single-Family Homes

Sarasota County



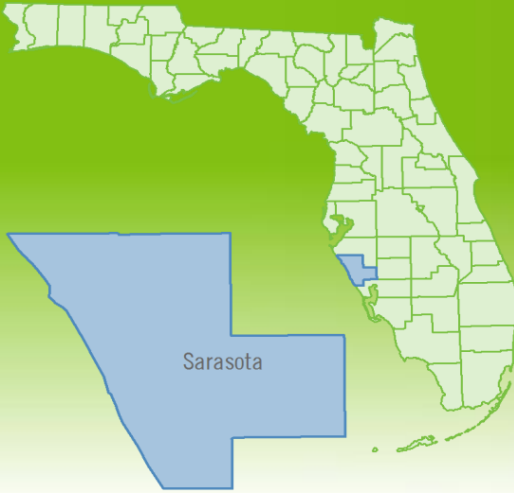
	September 2021	September 2020	Percent Change Year-over-Year
Closed Sales	835	880	-5.1%
Paid in Cash	376	285	31.9%
Median Sale Price	\$407,000	\$318,500	27.8%
Average Sale Price	\$524,901	\$448,619	17.0%
Dollar Volume	\$438.3 Million	\$394.8 Million	11.0%
Med. Pct. of Orig. List Price Received	100.0%	97.3%	2.8%
Median Time to Contract	7 Days	24 Days	-70.8%
Median Time to Sale	47 Days	72 Days	-34.7%
New Pending Sales	779	911	-14.5%
New Listings	900	940	-4.3%
Pending Inventory	1,201	1,437	-16.4%
Inventory (Active Listings)	771	1,514	-49.1%
Months Supply of Inventory	0.8	2.1	-61.9%



Monthly Distressed Market - September 2021

Single-Family Homes

Sarasota County



		September 2021	September 2020	Percent Change Year-over-Year
Traditional	Closed Sales	827	875	-5.5%
	Median Sale Price	\$410,000	\$319,000	28.5%
Foreclosure/REO	Closed Sales	3	2	50.0%
	Median Sale Price	\$288,000	\$247,475	16.4%
Short Sale	Closed Sales	5	3	66.7%
	Median Sale Price	\$305,964	\$160,000	91.2%

