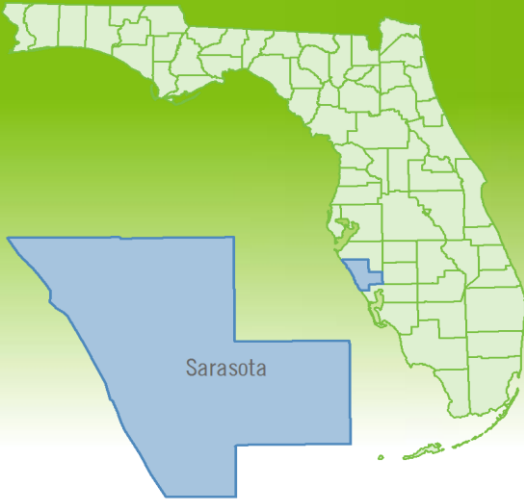


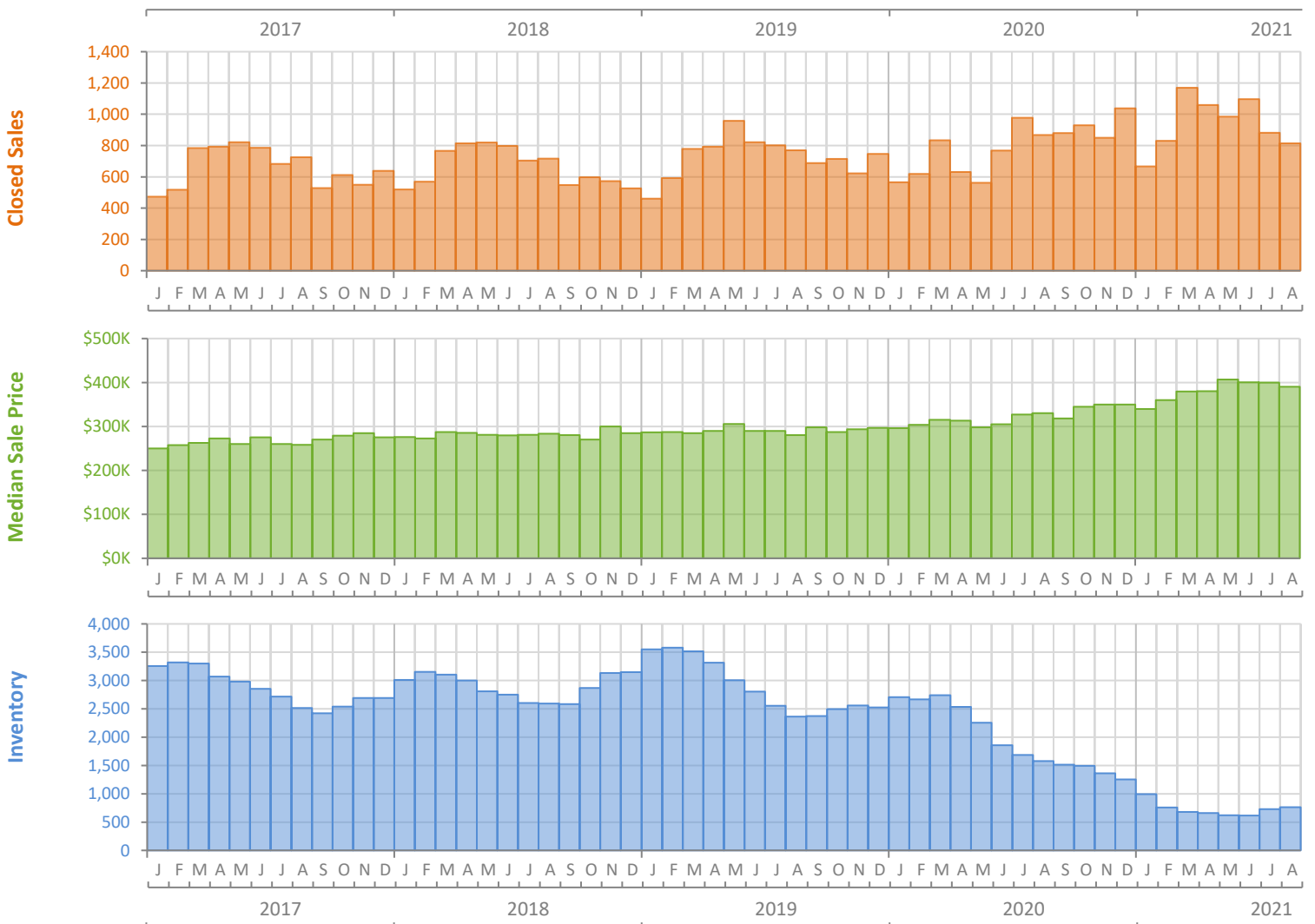
Monthly Market Summary - August 2021

Single-Family Homes

Sarasota County



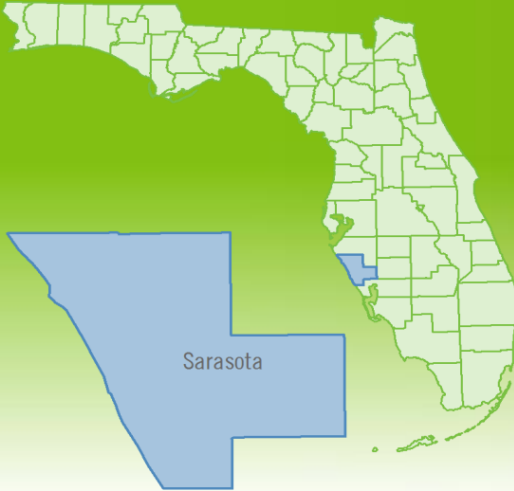
	August 2021	August 2020	Percent Change Year-over-Year
Closed Sales	815	867	-6.0%
Paid in Cash	367	276	33.0%
Median Sale Price	\$390,093	\$330,000	18.2%
Average Sale Price	\$555,508	\$490,948	13.2%
Dollar Volume	\$452.7 Million	\$425.7 Million	6.4%
Med. Pct. of Orig. List Price Received	100.0%	97.6%	2.5%
Median Time to Contract	6 Days	30 Days	-80.0%
Median Time to Sale	47 Days	76 Days	-38.2%
New Pending Sales	794	960	-17.3%
New Listings	919	929	-1.1%
Pending Inventory	1,236	1,420	-13.0%
Inventory (Active Listings)	761	1,577	-51.7%
Months Supply of Inventory	0.8	2.2	-63.6%



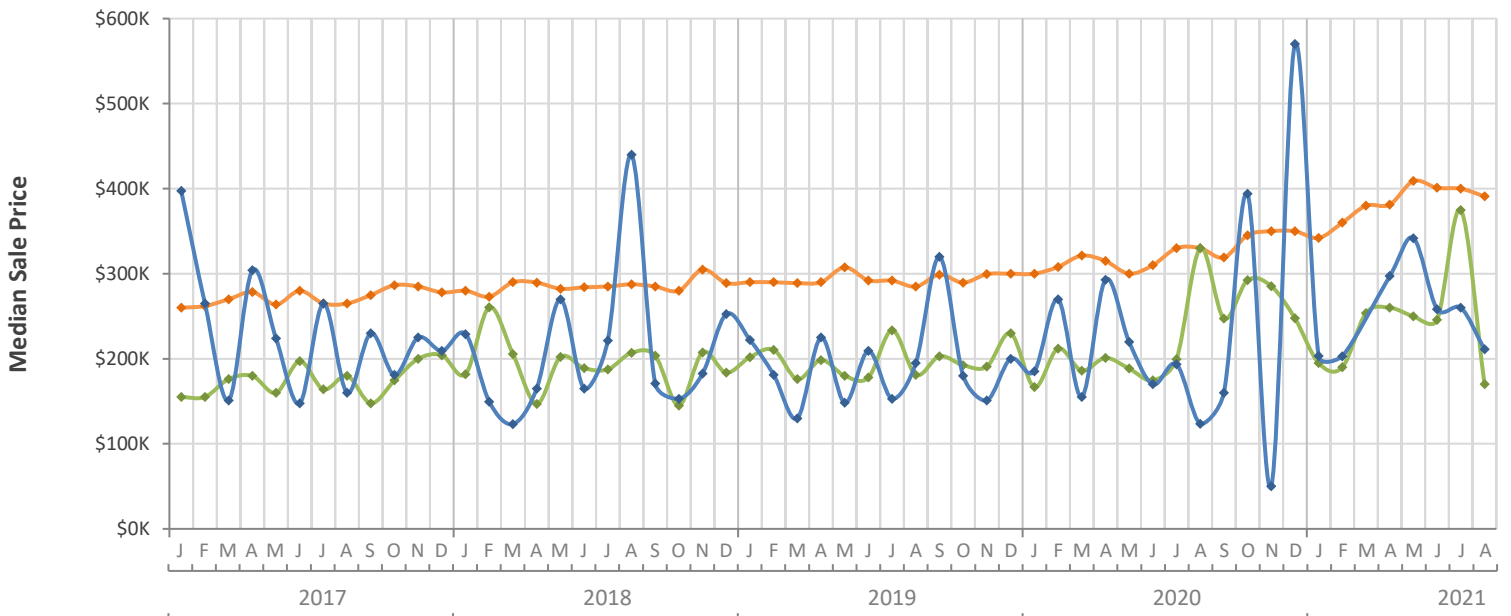
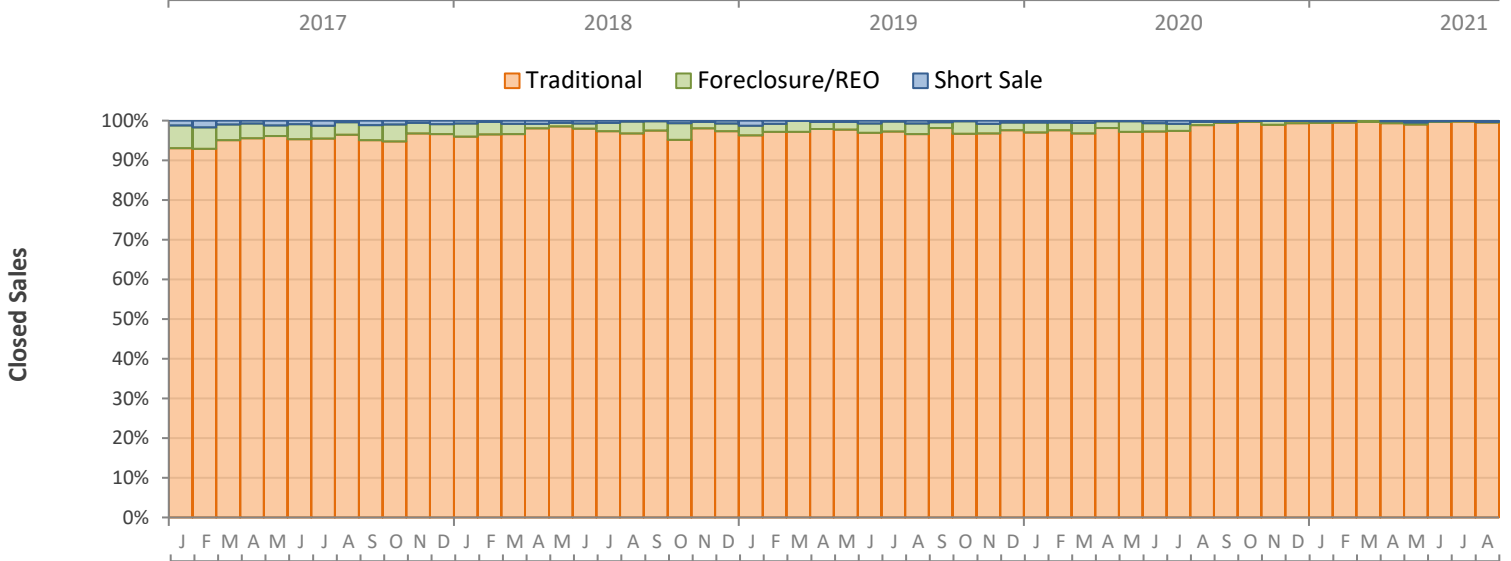
Monthly Distressed Market - August 2021

Single-Family Homes

Sarasota County



		August 2021	August 2020	Percent Change Year-over-Year
Traditional	Closed Sales	811	857	-5.4%
	Median Sale Price	\$391,000	\$330,000	18.5%
Foreclosure/REO	Closed Sales	1	7	-85.7%
	Median Sale Price	\$170,116	\$330,000	-48.4%
Short Sale	Closed Sales	3	3	0.0%
	Median Sale Price	\$211,000	\$123,500	70.9%



Produced by Florida REALTORS® with data provided by Florida's multiple listing services. Statistics for each month compiled from MLS feeds on the 15th day of the following month. Data released on Wednesday, September 22, 2021. Next data release is Thursday, October 21, 2021.