



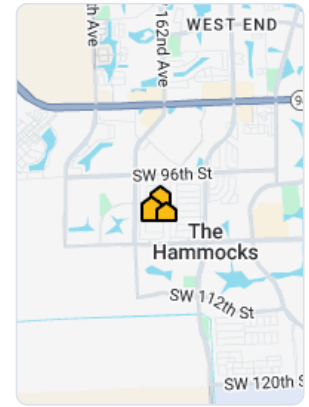
# The Hammocks Neighborhood, FL

## Market Trends

Property Type: Single Family

### August 2024

#### Market Type



#### Key Details

Months of Inventory	List to Sold Price %	Median Days in RPR	Median Sold Price
<b>3.18</b>	<b>95.3%</b>	<b>7</b>	<b>\$599,900</b>
↓ 12.88% MoM	↓ 3.49% MoM	↓ 61.11% MoM	↓ 5.9% MoM

Realtors Property Resource®, LLC

Source: Listings

## Median Estimated Property Value

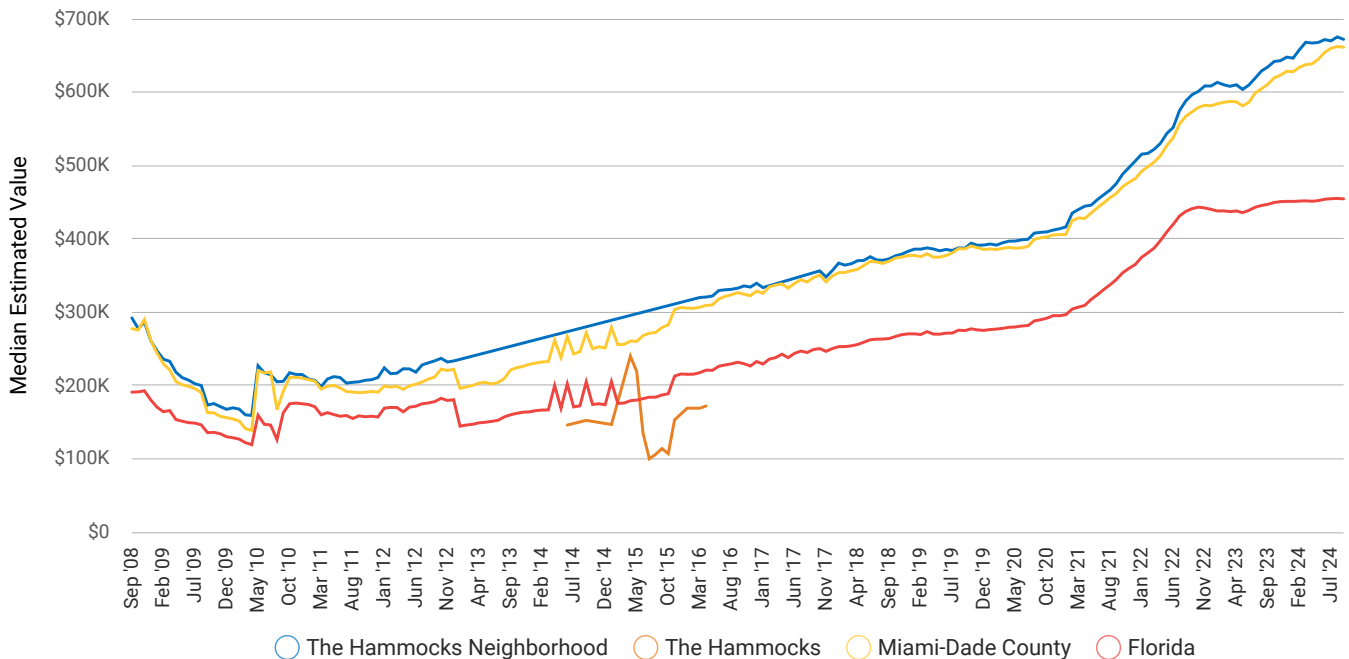
September 2024

Property Type: Single Family

Median Estimated Value  
**\$671,890**

Last Month Change  
**-0.5%**

12 Month Change  
**+5.9%**



Realtors Property Resource®, LLC

Source: Public Records and Listings

### New Listings

August 2024

Property Type: Single Family



Realtors Property Resource®, LLC

Source: Listings

### Active Listings

August 2024

Property Type: Single Family



Realtors Property Resource®, LLC

Source: Listings

### New Pending Listings

August 2024

Property Type: Single Family

Median List Price	# of Properties	Median Days in RPR	Median \$/Sqft	Total \$ Volume	Median Living Area Sqft
<b>\$679,000</b> ↑ 15.1% MoM	<b>25</b> ↑ 19% MoM	<b>21</b> ↑ 61.5% MoM	<b>\$343</b> ↑ 4.6% MoM	<b>\$16,907,600</b> ↑ 30.5% MoM	<b>1,932</b> ↑ 11.2% MoM



Realtors Property Resource®, LLC

Source: Listings

### Pending Listings

August 2024

Property Type: Single Family

Median List Price	# of Properties	Median Days in RPR	Median \$/Sqft	Total \$ Volume	Median Living Area Sqft
<b>\$679,000</b> ↑ 8.6% MoM	<b>33</b> ↓ 5.7% MoM	<b>33</b> ↑ 200% MoM	<b>\$348</b> ↑ 2.4% MoM	<b>\$22,257,395</b> ↓ 0.9% MoM	<b>1,908</b> ↑ 5.9% MoM



Realtors Property Resource®, LLC

Source: Listings

## Sold Listings

August 2024

Property Type: Single Family

Median Sold Price	# of Properties	Avg. List to Sale Price %	Median Days in RPR	Median \$/Sqft	Total \$ Volume
<b>\$599,900</b>	<b>21</b>	<b>95.28%</b>	<b>7</b>	<b>\$337</b>	<b>\$12,794,800</b>
↓ 5.9% MoM	↓ 4.5% MoM	↓ 3.5% MoM	↓ 61.1% MoM	↓ 3.4% MoM	↓ 5.3% MoM



Realtors Property Resource®, LLC

Source: Listings

## Months Supply of Inventory

August 2024

Property Type: Single Family

<b>Months Supply of Inventory</b> <b>3.18</b>	<b>Last Month Change</b> <b>-12.9%</b>	<b>12 Month Change</b> <b>+39.5%</b>
--	---	---



Realtors Property Resource®, LLC

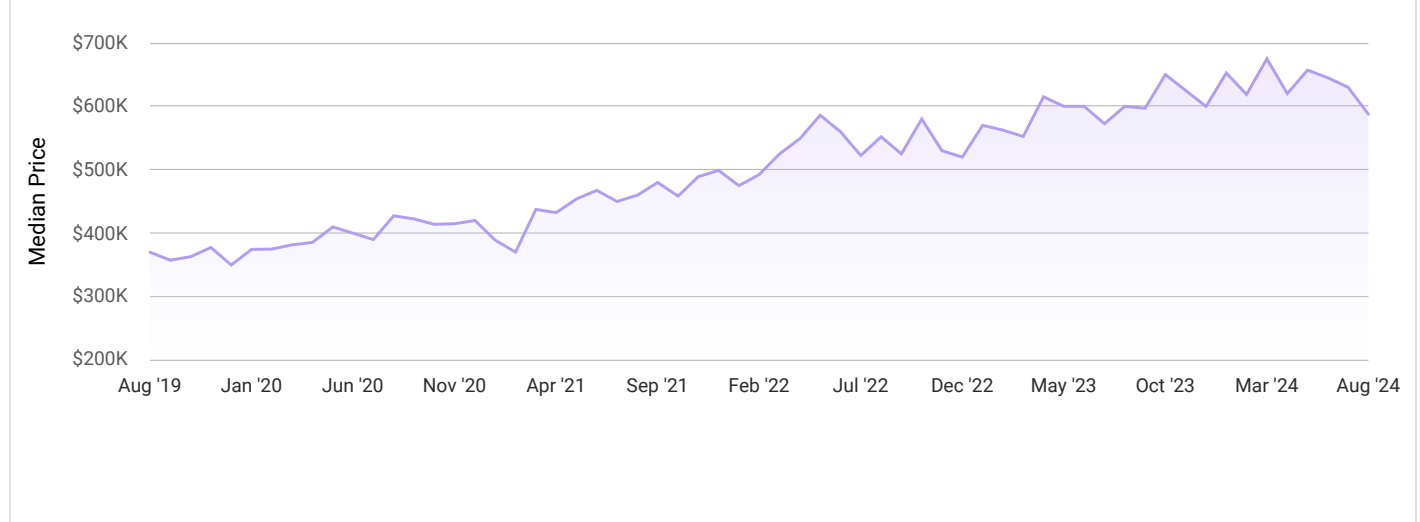
Source: Listings

# Sold Public Records

August 2024

Property Type: Single Family

<b>Median Sold Price</b> <b>\$587,500</b> ↓ 6.7% MoM	<b># of Properties</b> <b>18</b> ↓ 33.3% MoM	<b>Median \$/Sqft</b> <b>\$328</b> ↓ 3.5% MoM	<b>Median Living Area Sqft</b> <b>1,870</b> ↑ 2.1% MoM	<b>Total \$ Volume</b> <b>\$11,022,800</b> ↓ 33.6% MoM
--	--	---	--	--



Realtors Property Resource®, LLC

Source: Public Records