



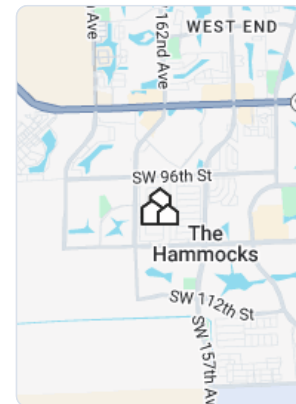
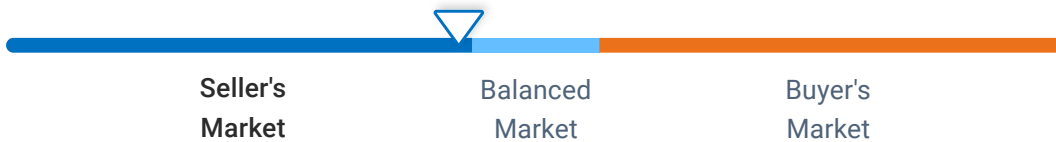
The Hammocks Neighborhood, FL

Market Trends

Property Type: Single Family

November 2024

Market Type



Key Details

Months of Inventory	List to Sold Price %	Median Days in RPR	Median Sold Price
5.01 ↑ 6.6% MoM	97.4% ↓ 0.96% MoM	49 ↑ 32.43% MoM	\$650,000 ↓ 4.97% MoM

Realtors Property Resource®, LLC

Source: Listings

Median Estimated Property Value

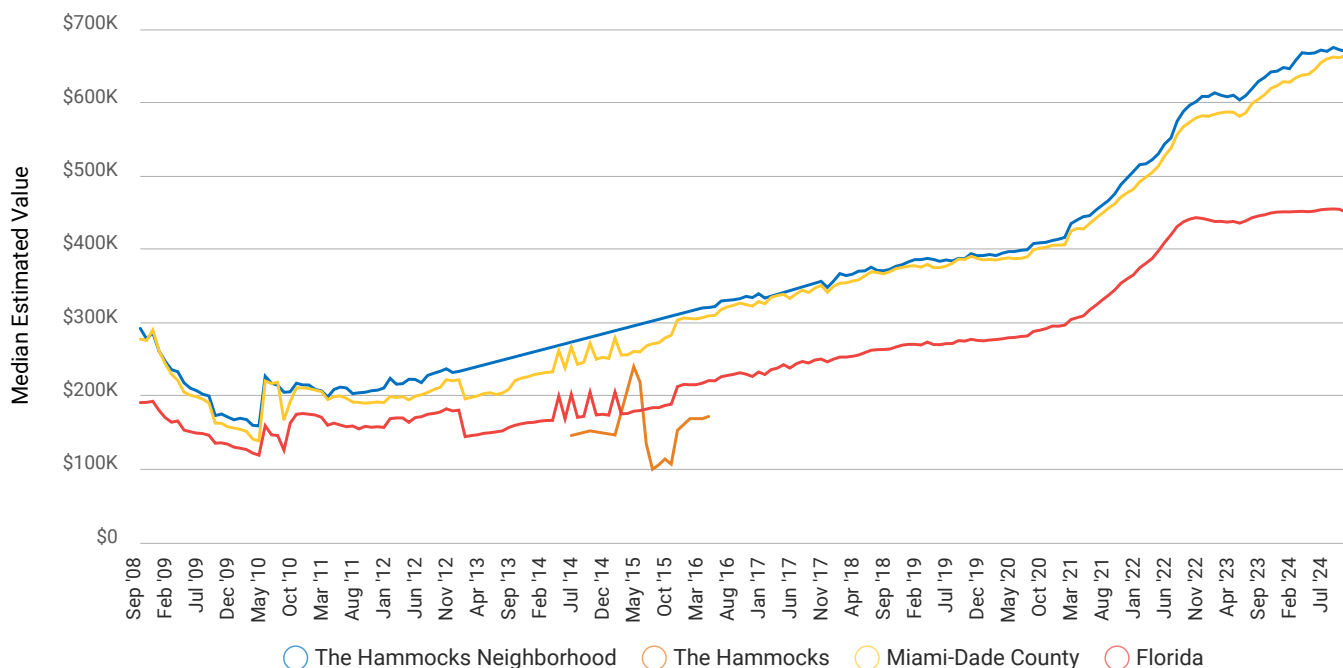
November 2024

Property Type: Single Family

Median Estimated Value
\$680,340

Last Month Change
+1.5%

12 Month Change
+5.8%



Realtors Property Resource®, LLC

Source: Public Records and Listings

New Listings

November 2024

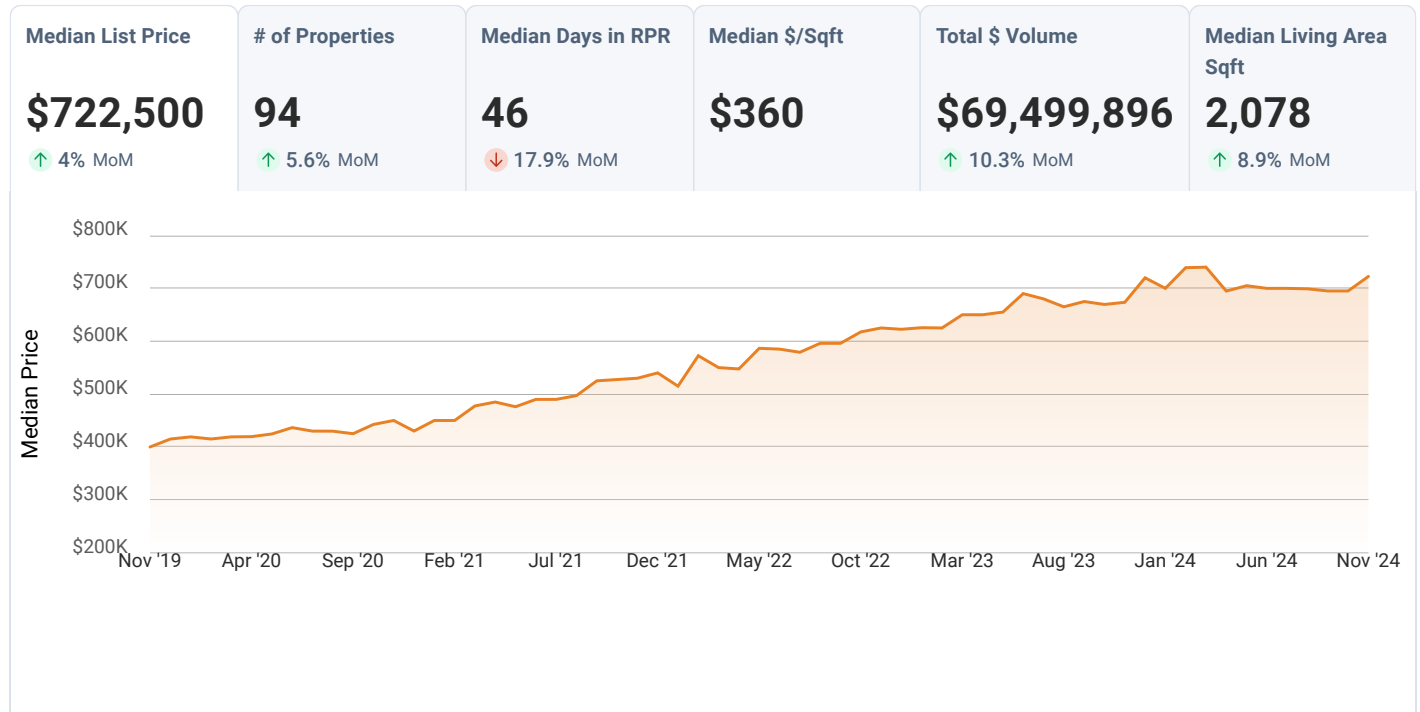
Property Type: Single Family



Active Listings

November 2024

Property Type: Single Family



New Pending Listings

November 2024

Property Type: Single Family

Median List Price	# of Properties	Median Days in RPR	Median \$/Sqft	Total \$ Volume	Median Living Area Sqft
\$670,000	11	82	\$331	\$7,159,949	1,848
↑ 1.5% MoM	↓ 15.4% MoM	↑ 182.8% MoM	↓ 10.5% MoM	↓ 17% MoM	↑ 2.8% MoM



Realtors Property Resource®, LLC

Source: Listings

Pending Listings

November 2024

Property Type: Single Family

Median List Price	# of Properties	Median Days in RPR	Median \$/Sqft	Total \$ Volume	Median Living Area Sqft
\$680,000	15	—	\$352	\$10,115,894	1,908
↑ 3.3% MoM	↓ 28.6% MoM	—	↓ 3.8% MoM	↓ 25.7% MoM	↑ 6.1% MoM



Realtors Property Resource®, LLC

Source: Listings

Sold Listings

November 2024

Property Type: Single Family

Median Sold Price	# of Properties	Avg. List to Sale Price %	Median Days in RPR	Median \$/Sqft	Total \$ Volume
\$650,000	13	97.37%	49	\$364	\$8,253,500
↓ 5% MoM	↓ 27.8% MoM	↓ 1% MoM	↑ 32.4% MoM	↑ 2.8% MoM	↓ 33% MoM



Realtors Property Resource®, LLC

Source: Listings

Months Supply of Inventory

November 2024

Property Type: Single Family

Months Supply of Inventory 5.01	Last Month Change +6.6%	12 Month Change +130.9%
--	--	--



Realtors Property Resource®, LLC

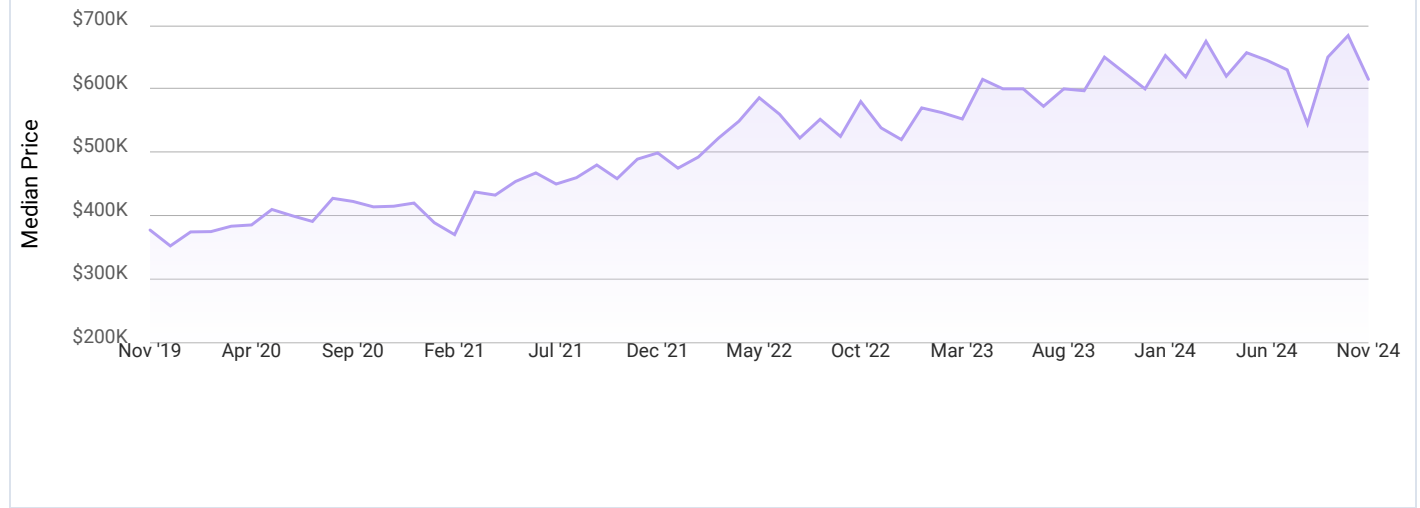
Source: Listings

Sold Public Records

November 2024

Property Type: Single Family

Median Sold Price \$615,000 ↓ 10.1% MoM	# of Properties 6 ↓ 70% MoM	Median \$/Sqft \$318 ↓ 0.6% MoM	Median Living Area Sqft 1,801 ↓ 11.6% MoM	Total \$ Volume \$3,145,000 ↓ 75.3% MoM
---	---	---	---	---



Realtors Property Resource®, LLC

Source: Public Records