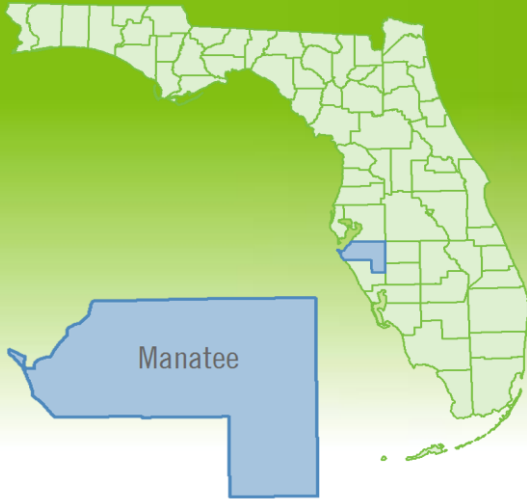


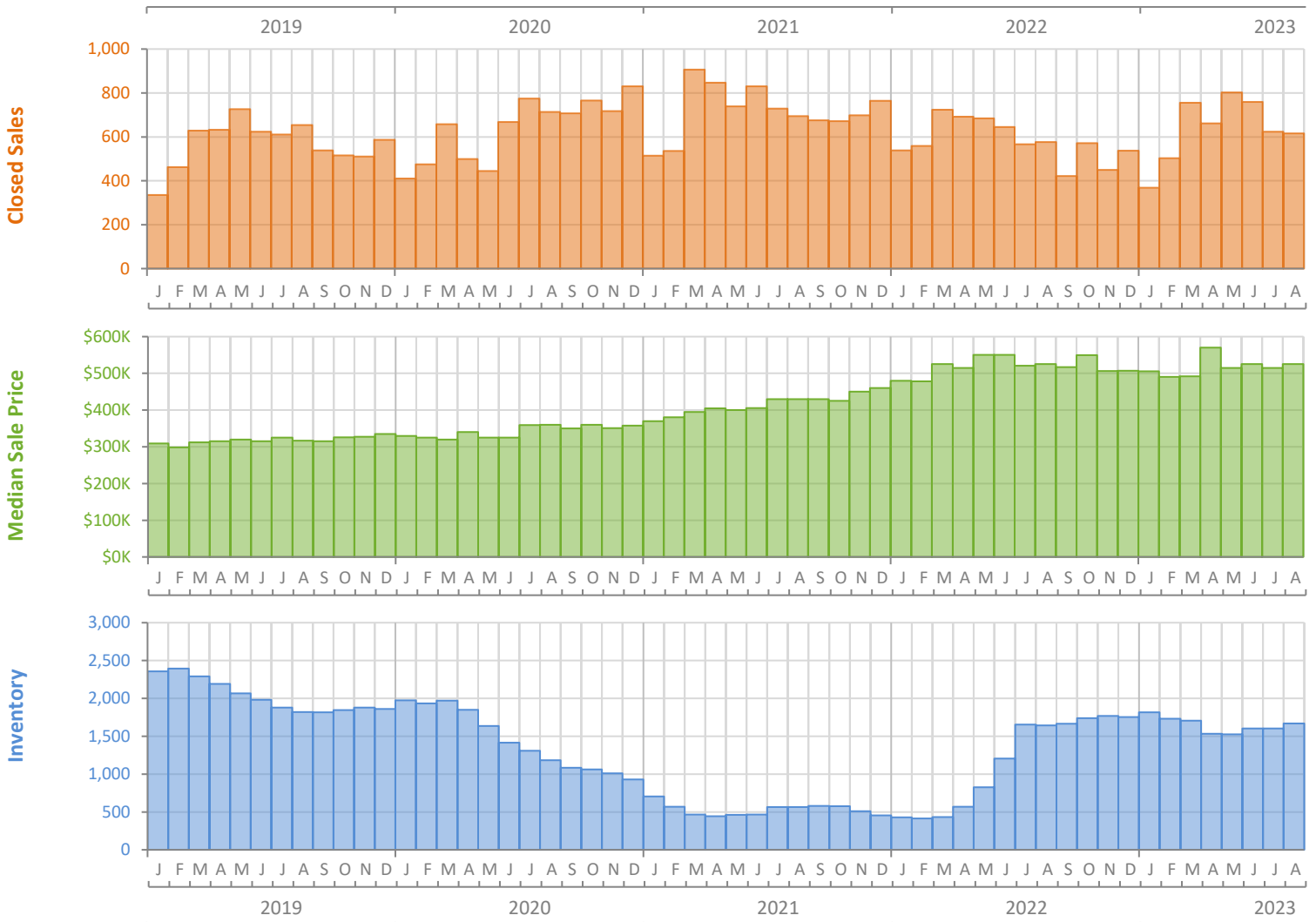
Monthly Market Summary - August 2023

Single-Family Homes

Manatee County



	August 2023	August 2022	Percent Change Year-over-Year
Closed Sales	616	576	6.9%
Paid in Cash	192	189	1.6%
Median Sale Price	\$525,000	\$525,000	0.0%
Average Sale Price	\$715,711	\$655,261	9.2%
Dollar Volume	\$440.9 Million	\$377.4 Million	16.8%
Med. Pct. of Orig. List Price Received	96.7%	98.6%	-1.9%
Median Time to Contract	33 Days	13 Days	153.8%
Median Time to Sale	87 Days	57 Days	52.6%
New Pending Sales	561	590	-4.9%
New Listings	769	708	8.6%
Pending Inventory	1,023	944	8.4%
Inventory (Active Listings)	1,669	1,642	1.6%
Months Supply of Inventory	2.8	2.5	12.0%

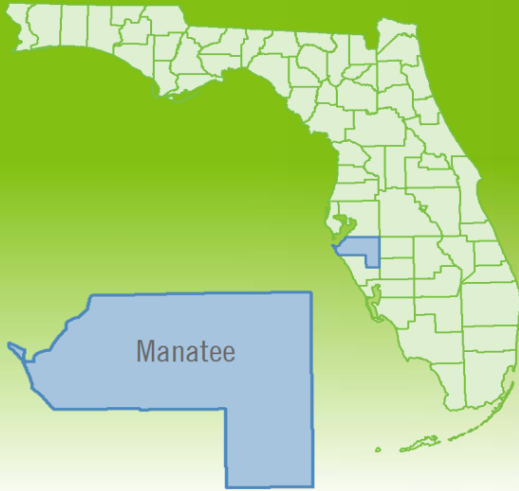


Produced by Florida REALTORS® with data provided by Florida's multiple listing services. Statistics for each month compiled from MLS feeds on the 15th day of the following month. Data released on Thursday, September 21, 2023. Next data release is Thursday, October 19, 2023.

Monthly Distressed Market - August 2023

Single-Family Homes

Manatee County



		August 2023	August 2022	Percent Change Year-over-Year
Traditional	Closed Sales	614	575	6.8%
	Median Sale Price	\$523,995	\$525,000	-0.2%
Foreclosure/REO	Closed Sales	2	1	100.0%
	Median Sale Price	\$941,150	\$125,000	652.9%
Short Sale	Closed Sales	0	0	N/A
	Median Sale Price	(No Sales)	(No Sales)	N/A

