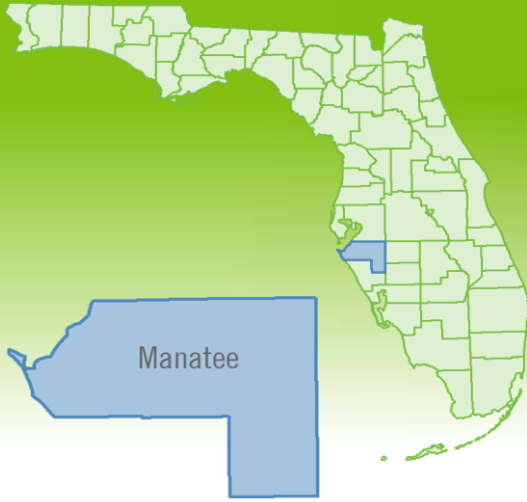


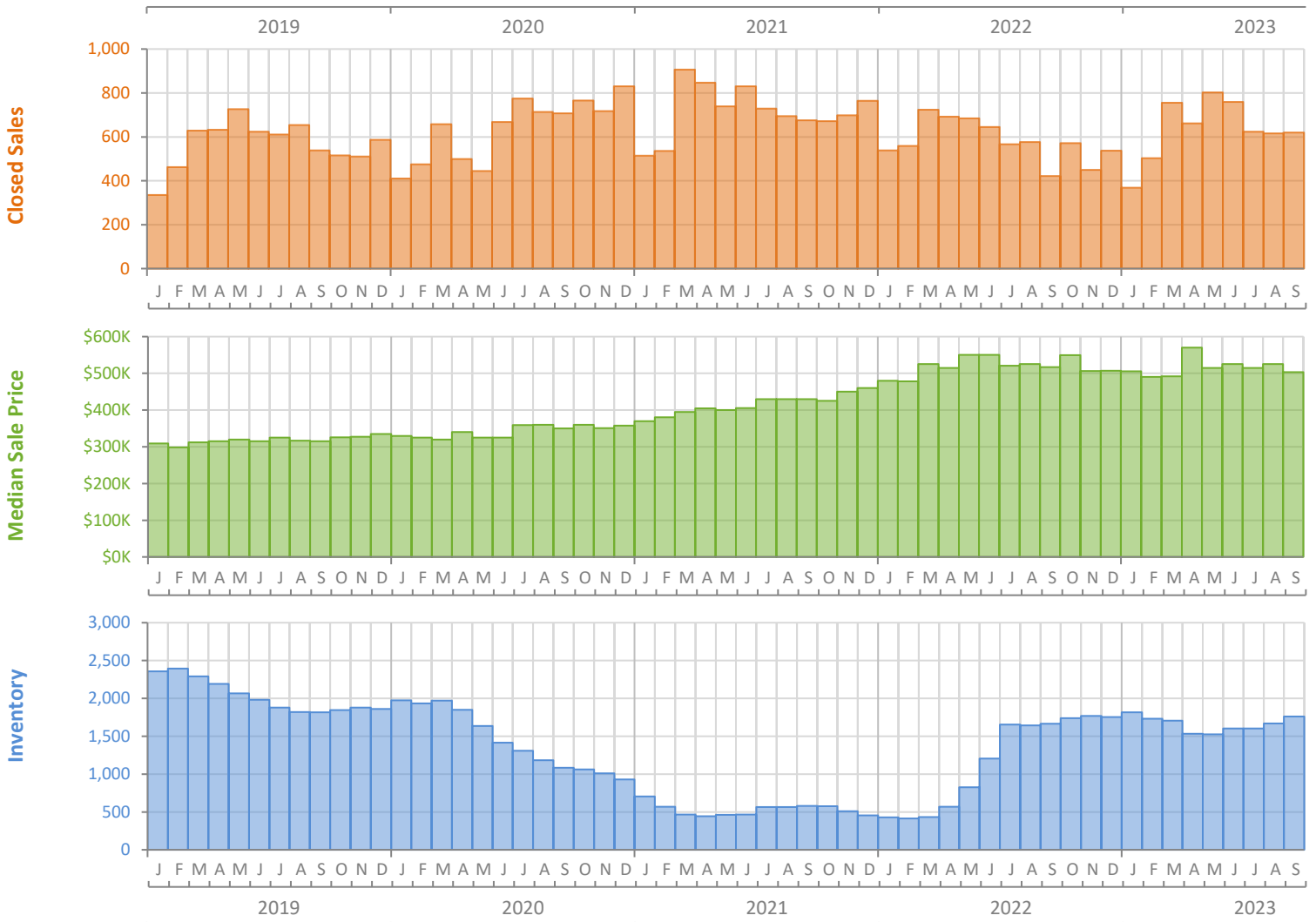
Monthly Market Summary - September 2023

Single-Family Homes

Manatee County



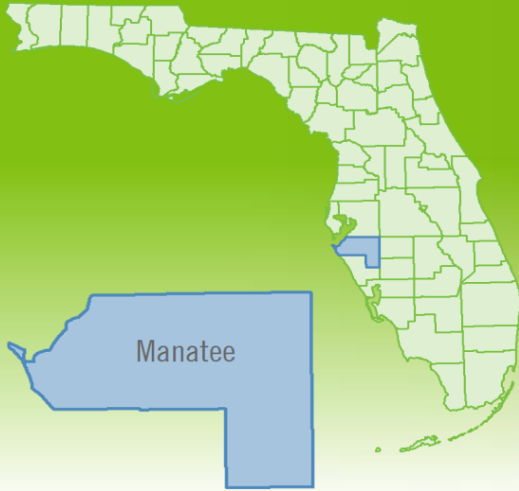
	September 2023	September 2022	Percent Change Year-over-Year
Closed Sales	620	422	46.9%
Paid in Cash	195	141	38.3%
Median Sale Price	\$503,495	\$517,193	-2.6%
Average Sale Price	\$661,608	\$624,142	6.0%
Dollar Volume	\$410.2 Million	\$263.4 Million	55.7%
Med. Pct. of Orig. List Price Received	97.4%	96.6%	0.8%
Median Time to Contract	29 Days	19 Days	52.6%
Median Time to Sale	79 Days	62 Days	27.4%
New Pending Sales	514	476	8.0%
New Listings	710	617	15.1%
Pending Inventory	919	999	-8.0%
Inventory (Active Listings)	1,761	1,667	5.6%
Months Supply of Inventory	2.9	2.7	7.4%



Monthly Distressed Market - September 2023

Single-Family Homes

Manatee County



		September 2023	September 2022	Percent Change Year-over-Year
Traditional	Closed Sales	618	421	46.8%
	Median Sale Price	\$505,288	\$519,385	-2.7%
Foreclosure/REO	Closed Sales	2	1	100.0%
	Median Sale Price	\$276,375	\$161,500	71.1%
Short Sale	Closed Sales	0	0	N/A
	Median Sale Price	(No Sales)	(No Sales)	N/A

