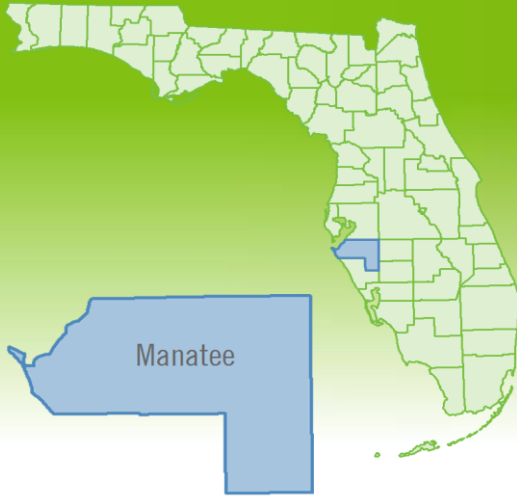


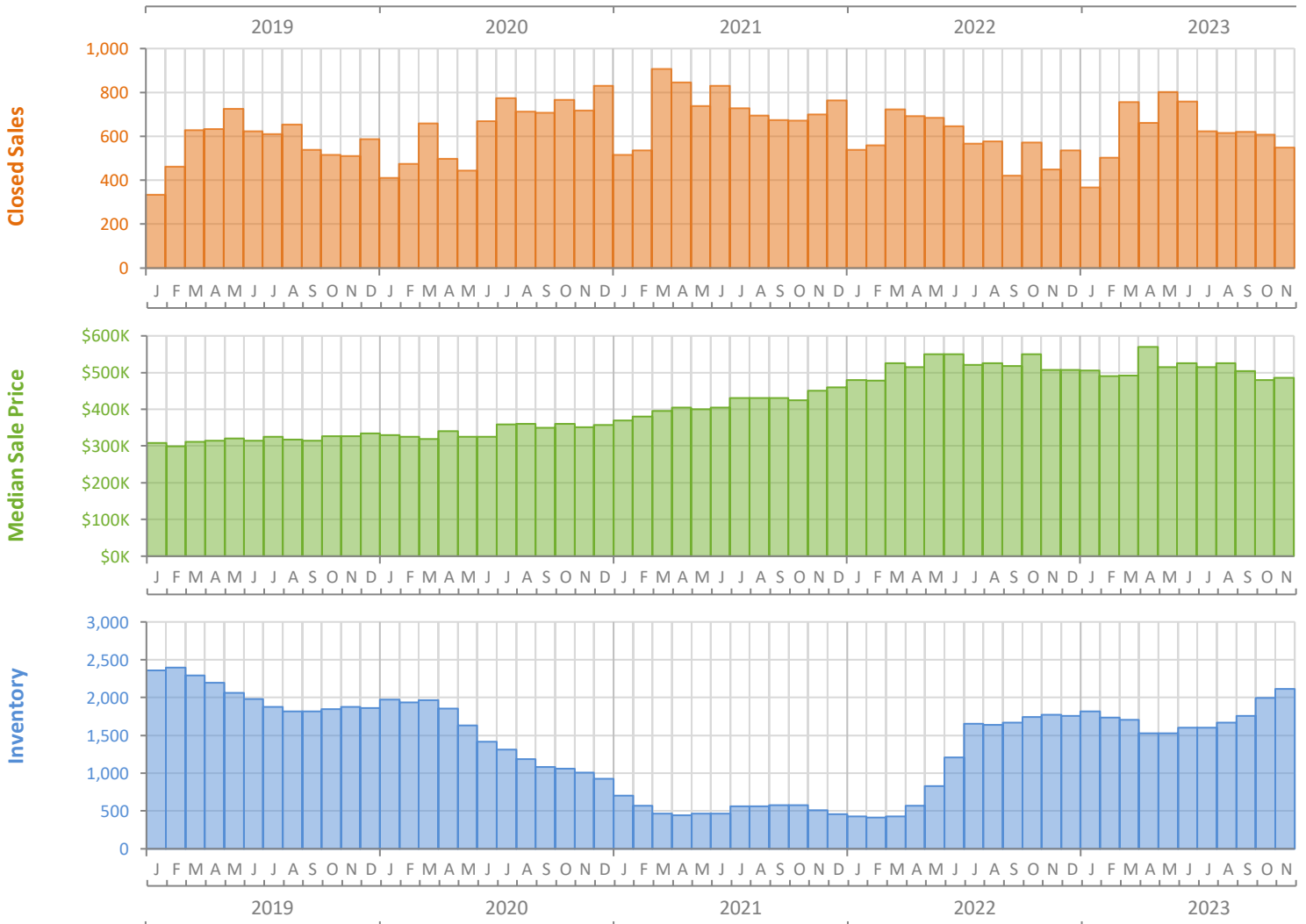
# Monthly Market Summary - November 2023

## Single-Family Homes

### Manatee County



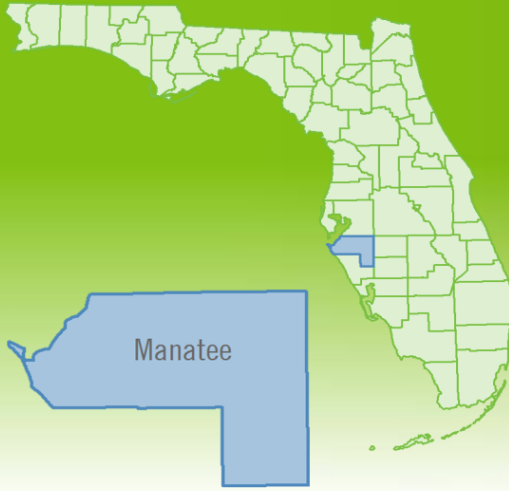
	November 2023	November 2022	Percent Change Year-over-Year
Closed Sales	550	450	22.2%
Paid in Cash	173	137	26.3%
Median Sale Price	\$485,861	\$506,655	-4.1%
Average Sale Price	\$662,237	\$636,674	4.0%
Dollar Volume	\$364.2 Million	\$286.5 Million	27.1%
Med. Pct. of Orig. List Price Received	97.9%	96.4%	1.6%
Median Time to Contract	24 Days	29 Days	-17.2%
Median Time to Sale	82 Days	77 Days	6.5%
New Pending Sales	464	436	6.4%
New Listings	748	597	25.3%
Pending Inventory	752	869	-13.5%
Inventory (Active Listings)	2,115	1,769	19.6%
Months Supply of Inventory	3.4	3.0	13.3%



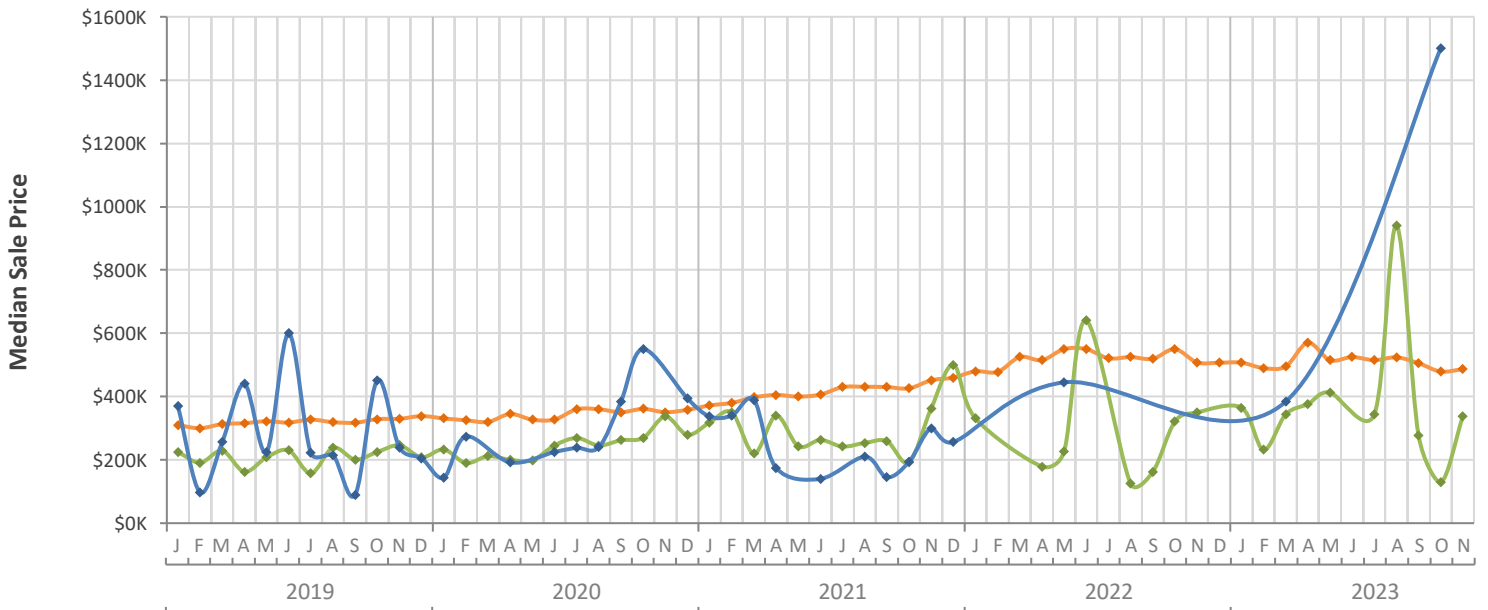
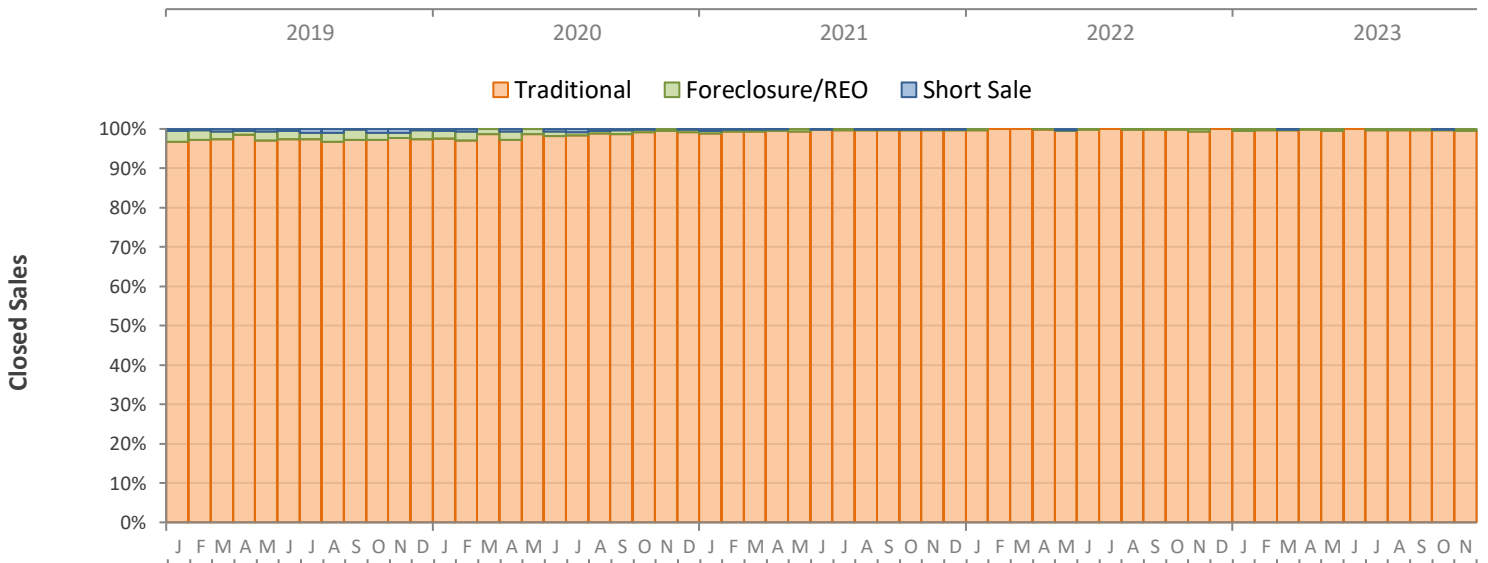
# Monthly Distressed Market - November 2023

## Single-Family Homes

### Manatee County



		November 2023	November 2022	Percent Change Year-over-Year
Traditional	Closed Sales	547	447	22.4%
	Median Sale Price	\$486,722	\$507,990	-4.2%
Foreclosure/REO	Closed Sales	3	3	0.0%
	Median Sale Price	\$338,000	\$350,000	-3.4%
Short Sale	Closed Sales	0	0	N/A
	Median Sale Price	(No Sales)	(No Sales)	N/A



Produced by Florida REALTORS® with data provided by Florida's multiple listing services. Statistics for each month compiled from MLS feeds on the 15th day of the following month. Data released on Wednesday, December 20, 2023. Next data release is TBD.