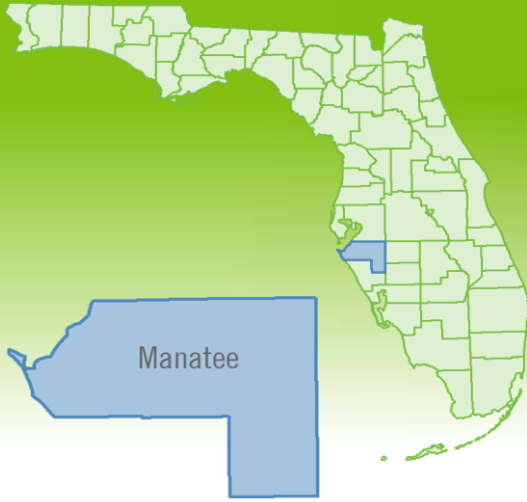


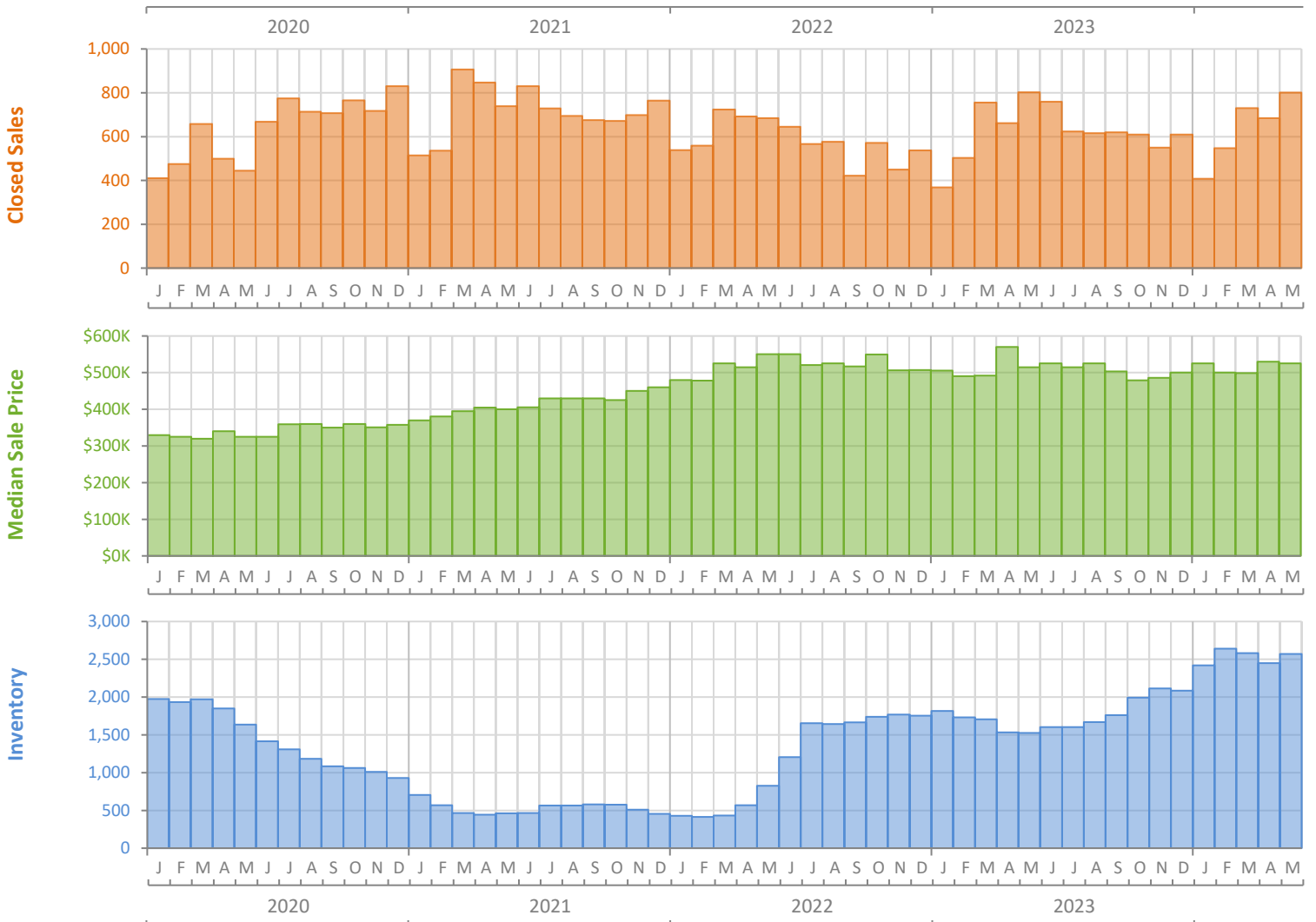
Monthly Market Summary - May 2024

Single-Family Homes

Manatee County



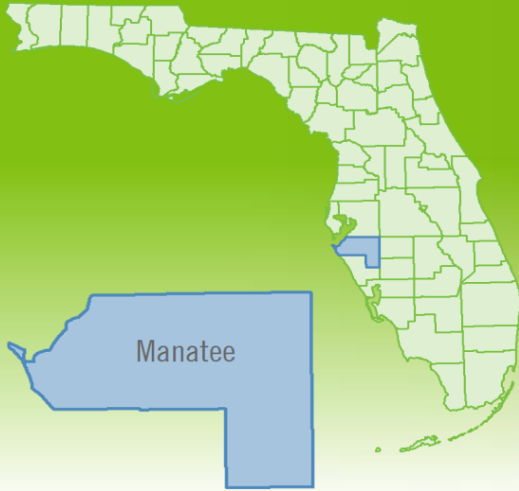
	May 2024	May 2023	Percent Change Year-over-Year
Closed Sales	801	803	-0.2%
Paid in Cash	253	249	1.6%
Median Sale Price	\$525,000	\$515,000	1.9%
Average Sale Price	\$709,406	\$686,015	3.4%
Dollar Volume	\$568.2 Million	\$550.9 Million	3.2%
Med. Pct. of Orig. List Price Received	95.6%	95.7%	-0.1%
Median Time to Contract	45 Days	32 Days	40.6%
Median Time to Sale	95 Days	80 Days	18.8%
New Pending Sales	666	693	-3.9%
New Listings	966	774	24.8%
Pending Inventory	1,023	1,278	-20.0%
Inventory (Active Listings)	2,570	1,524	68.6%
Months Supply of Inventory	4.1	2.7	51.9%



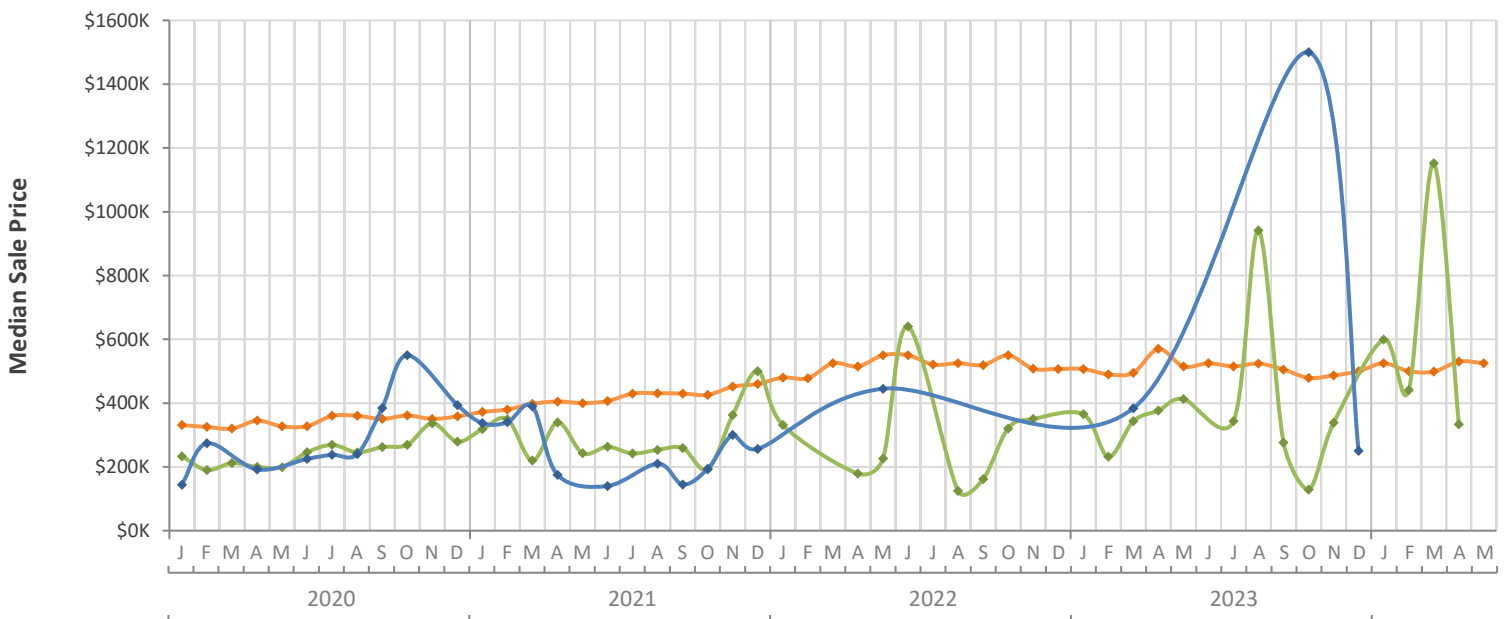
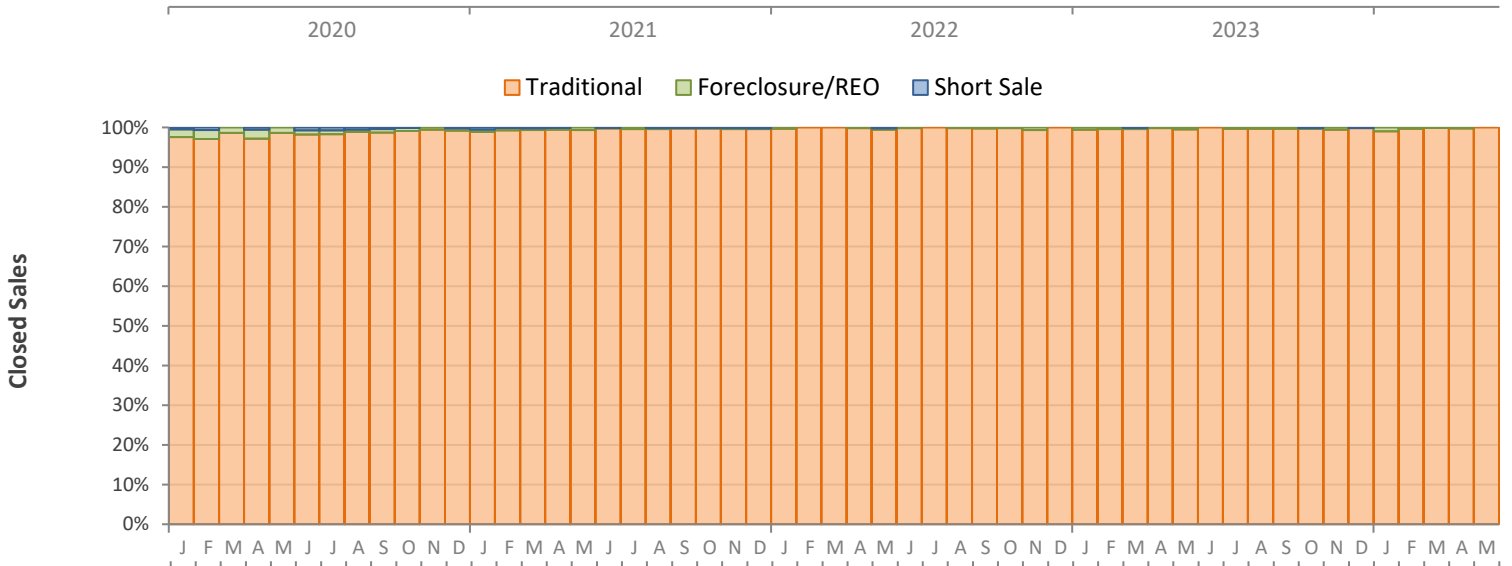
Monthly Distressed Market - May 2024

Single-Family Homes

Manatee County



		May 2024	May 2023	Percent Change Year-over-Year
Traditional	Closed Sales	801	799	0.3%
	Median Sale Price	\$525,000	\$515,000	1.9%
Foreclosure/REO	Closed Sales	0	4	-100.0%
	Median Sale Price	(No Sales)	\$413,000	N/A
Short Sale	Closed Sales	0	0	N/A
	Median Sale Price	(No Sales)	(No Sales)	N/A



Produced by Florida REALTORS® with data provided by Florida's multiple listing services. Statistics for each month compiled from MLS feeds on the 15th day of the following month. Data released on Friday, June 21, 2024. Next data release is Tuesday, July 23, 2024.