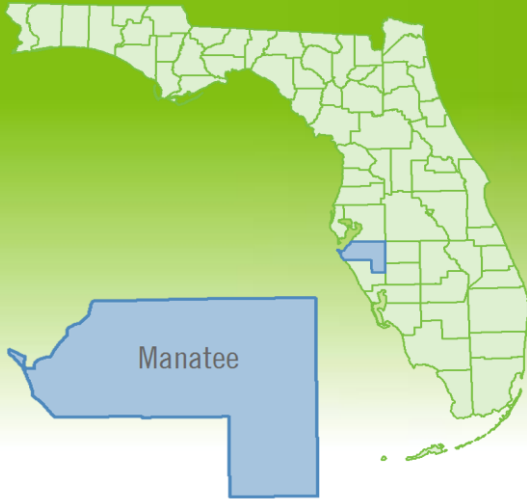


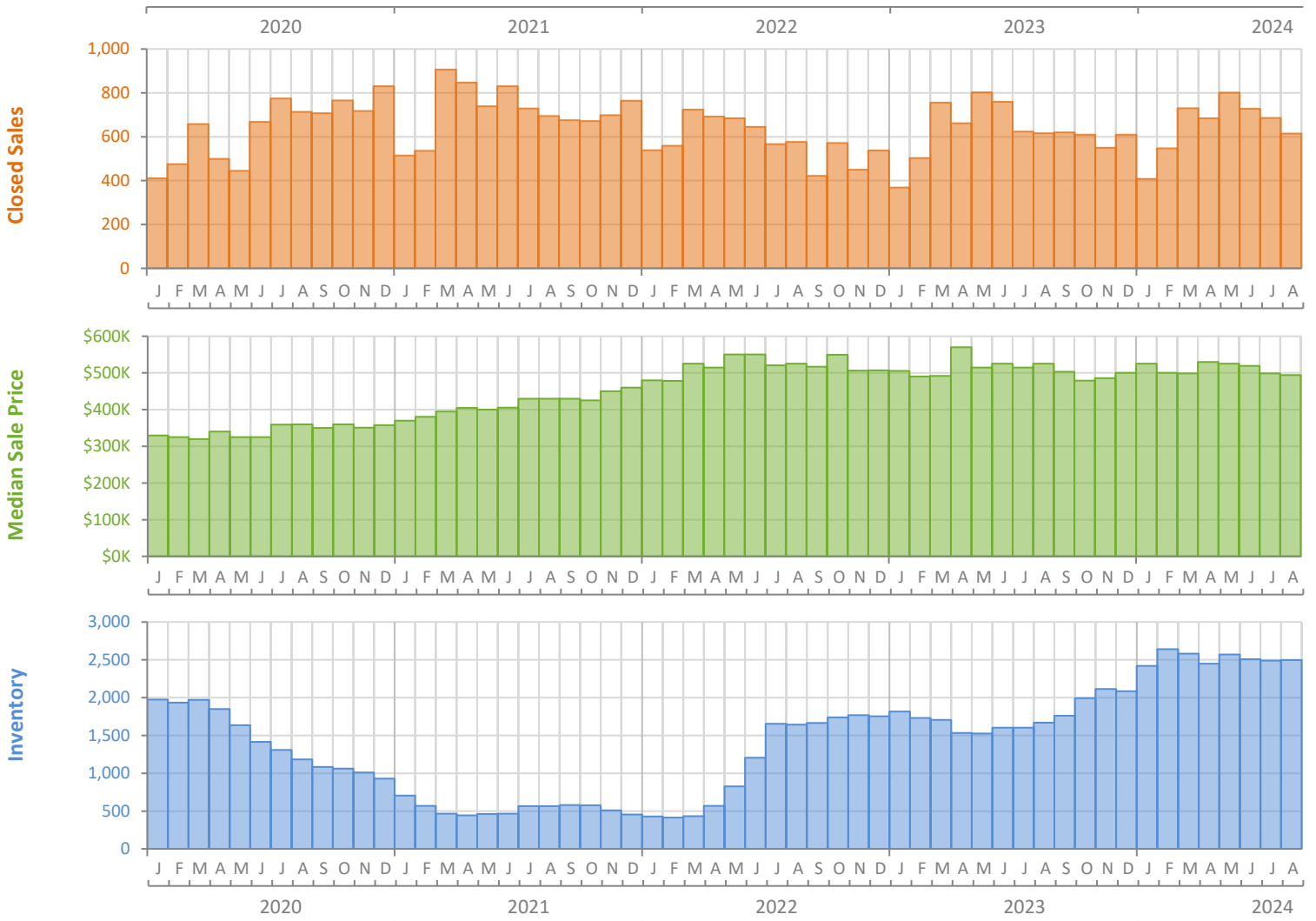
# Monthly Market Summary - August 2024

## Single-Family Homes

### Manatee County



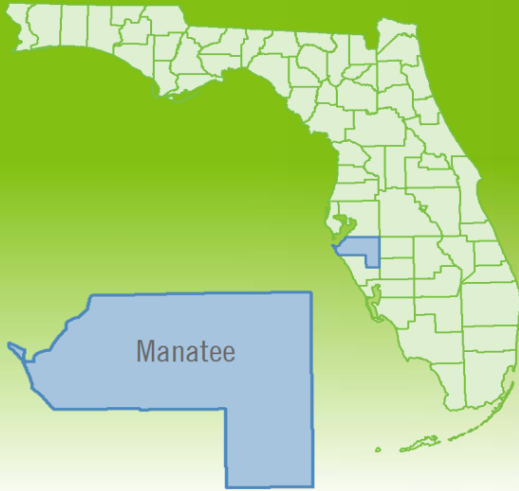
	August 2024	August 2023	Percent Change Year-over-Year
Closed Sales	615	616	-0.2%
Paid in Cash	189	192	-1.6%
Median Sale Price	\$494,000	\$525,000	-5.9%
Average Sale Price	\$609,789	\$715,711	-14.8%
Dollar Volume	\$375.0 Million	\$440.9 Million	-14.9%
Med. Pct. of Orig. List Price Received	95.3%	96.7%	-1.4%
Median Time to Contract	54 Days	33 Days	63.6%
Median Time to Sale	103 Days	87 Days	18.4%
New Pending Sales	546	561	-2.7%
New Listings	797	769	3.6%
Pending Inventory	800	1,023	-21.8%
Inventory (Active Listings)	2,496	1,669	49.6%
Months Supply of Inventory	3.9	2.8	39.3%



# Monthly Distressed Market - August 2024

## Single-Family Homes

### Manatee County



		August 2024	August 2023	Percent Change Year-over-Year
Traditional	Closed Sales	608	614	-1.0%
	Median Sale Price	\$495,000	\$523,995	-5.5%
Foreclosure/REO	Closed Sales	4	2	100.0%
	Median Sale Price	\$409,950	\$941,150	-56.4%
Short Sale	Closed Sales	3	0	N/A
	Median Sale Price	\$395,185	(No Sales)	N/A

