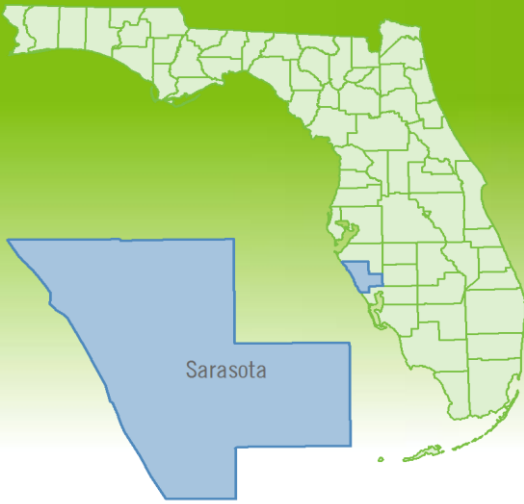


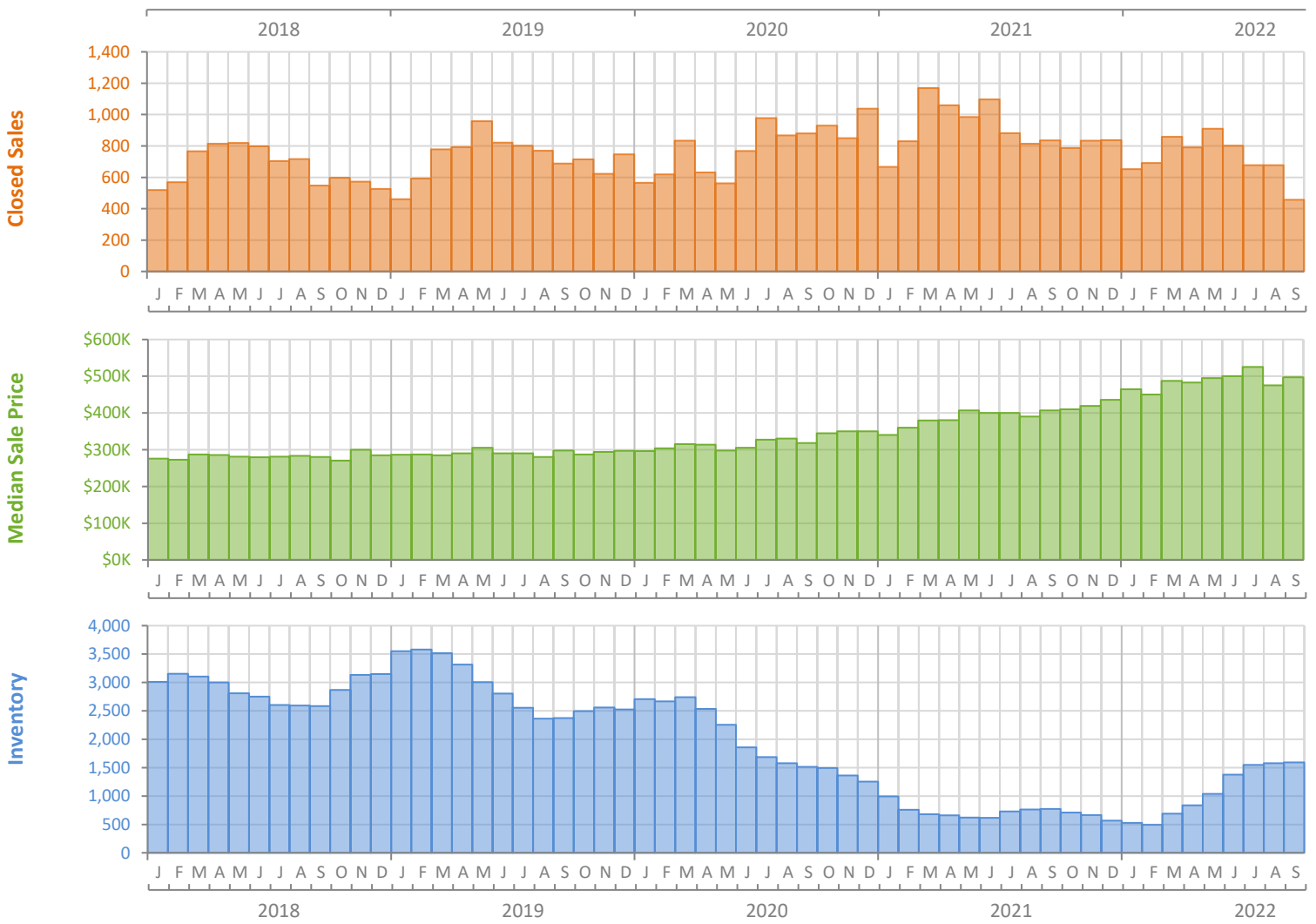
Monthly Market Summary - September 2022

Single-Family Homes

Sarasota County



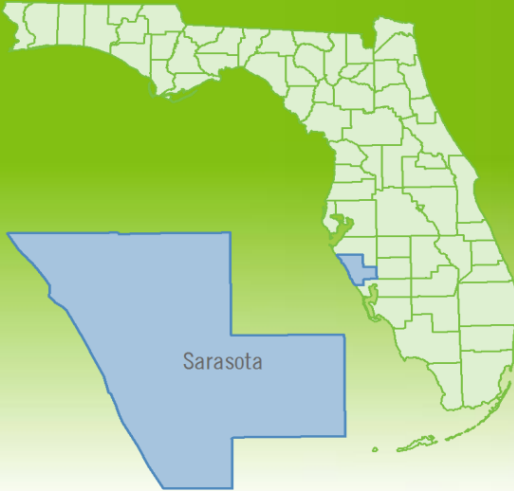
	September 2022	September 2021	Percent Change Year-over-Year
Closed Sales	458	835	-45.1%
Paid in Cash	194	376	-48.4%
Median Sale Price	\$497,275	\$407,000	22.2%
Average Sale Price	\$679,035	\$524,901	29.4%
Dollar Volume	\$311.0 Million	\$438.3 Million	-29.0%
Med. Pct. of Orig. List Price Received	95.8%	100.0%	-4.2%
Median Time to Contract	20 Days	7 Days	185.7%
Median Time to Sale	61 Days	47 Days	29.8%
New Pending Sales	452	779	-42.0%
New Listings	608	900	-32.4%
Pending Inventory	980	1,201	-18.4%
Inventory (Active Listings)	1,591	771	106.4%
Months Supply of Inventory	2.1	0.8	162.5%



Monthly Distressed Market - September 2022

Single-Family Homes

Sarasota County



		September 2022	September 2021	Percent Change Year-over-Year
Traditional	Closed Sales	455	827	-45.0%
	Median Sale Price	\$499,900	\$410,000	21.9%
Foreclosure/REO	Closed Sales	2	3	-33.3%
	Median Sale Price	\$223,050	\$288,000	-22.6%
Short Sale	Closed Sales	1	5	-80.0%
	Median Sale Price	\$185,000	\$305,964	-39.5%

