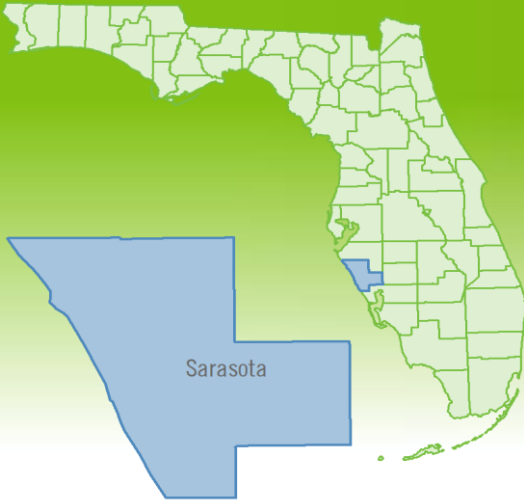


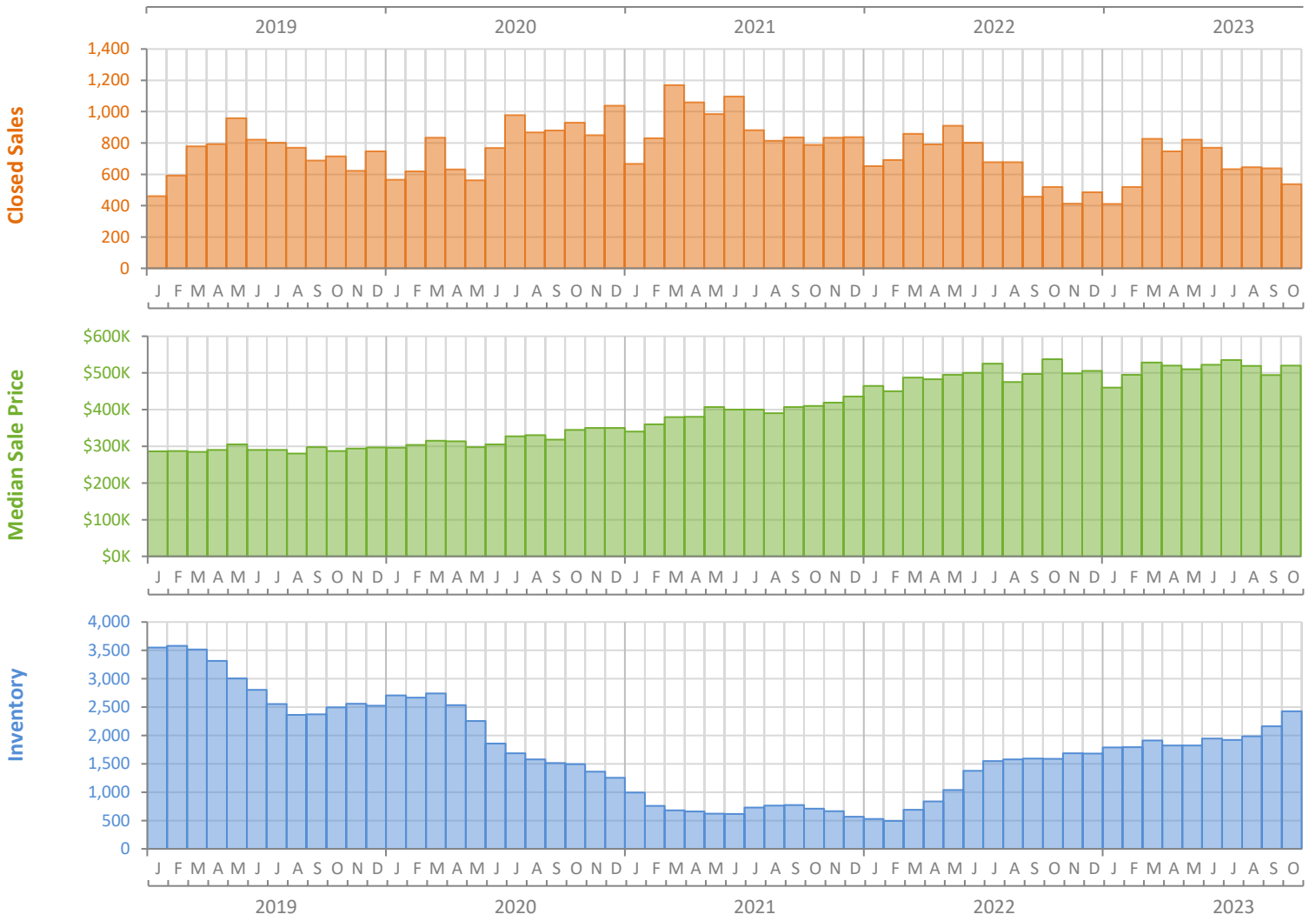
Monthly Market Summary - October 2023

Single-Family Homes

Sarasota County



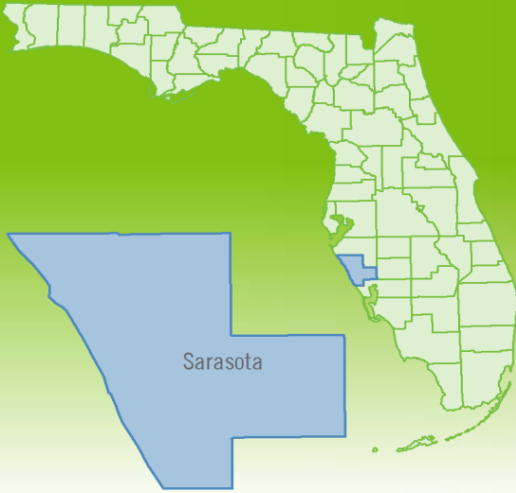
	October 2023	October 2022	Percent Change Year-over-Year
Closed Sales	538	520	3.5%
Paid in Cash	247	220	12.3%
Median Sale Price	\$520,000	\$537,500	-3.3%
Average Sale Price	\$699,068	\$694,106	0.7%
Dollar Volume	\$376.1 Million	\$360.9 Million	4.2%
Med. Pct. of Orig. List Price Received	96.7%	96.7%	0.0%
Median Time to Contract	29 Days	20 Days	45.0%
Median Time to Sale	70 Days	68 Days	2.9%
New Pending Sales	509	352	44.6%
New Listings	949	559	69.8%
Pending Inventory	780	804	-3.0%
Inventory (Active Listings)	2,424	1,587	52.7%
Months Supply of Inventory	3.9	2.2	77.3%



Monthly Distressed Market - October 2023

Single-Family Homes

Sarasota County



		October 2023	October 2022	Percent Change Year-over-Year
Traditional	Closed Sales	535	520	2.9%
	Median Sale Price	\$523,560	\$537,500	-2.6%
Foreclosure/REO	Closed Sales	2	0	N/A
	Median Sale Price	\$222,000	(No Sales)	N/A
Short Sale	Closed Sales	1	0	N/A
	Median Sale Price	\$222,000	(No Sales)	N/A

