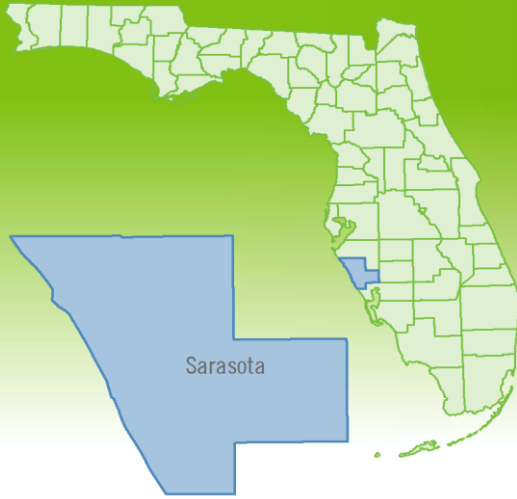


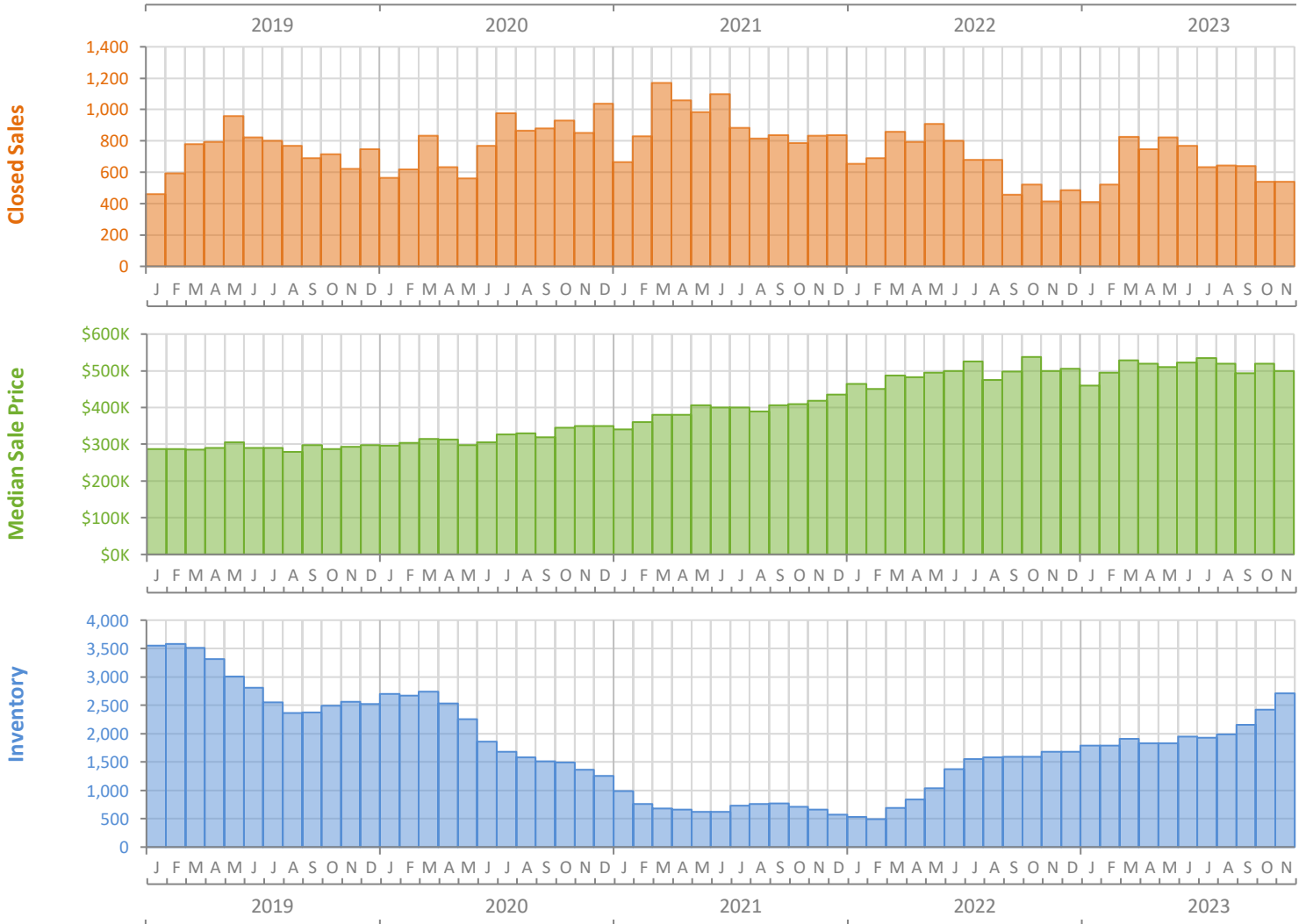
# Monthly Market Summary - November 2023

## Single-Family Homes

### Sarasota County



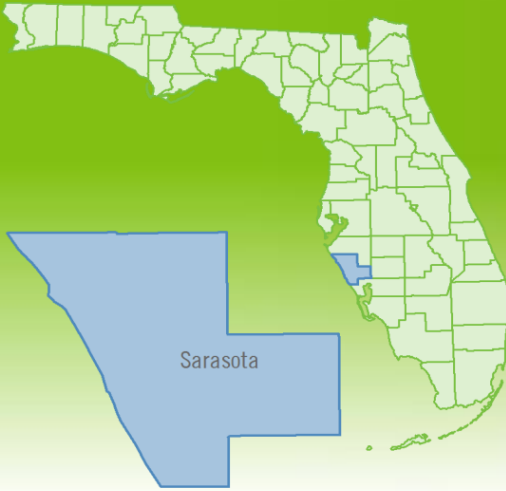
	November 2023	November 2022	Percent Change Year-over-Year
Closed Sales	541	413	31.0%
Paid in Cash	237	190	24.7%
Median Sale Price	\$500,000	\$499,000	0.2%
Average Sale Price	\$660,541	\$672,234	-1.7%
Dollar Volume	\$357.4 Million	\$277.6 Million	28.7%
Med. Pct. of Orig. List Price Received	95.7%	95.9%	-0.2%
Median Time to Contract	25 Days	23 Days	8.7%
Median Time to Sale	65 Days	69 Days	-5.8%
New Pending Sales	459	454	1.1%
New Listings	920	650	41.5%
Pending Inventory	729	845	-13.7%
Inventory (Active Listings)	2,708	1,683	60.9%
Months Supply of Inventory	4.3	2.4	79.2%



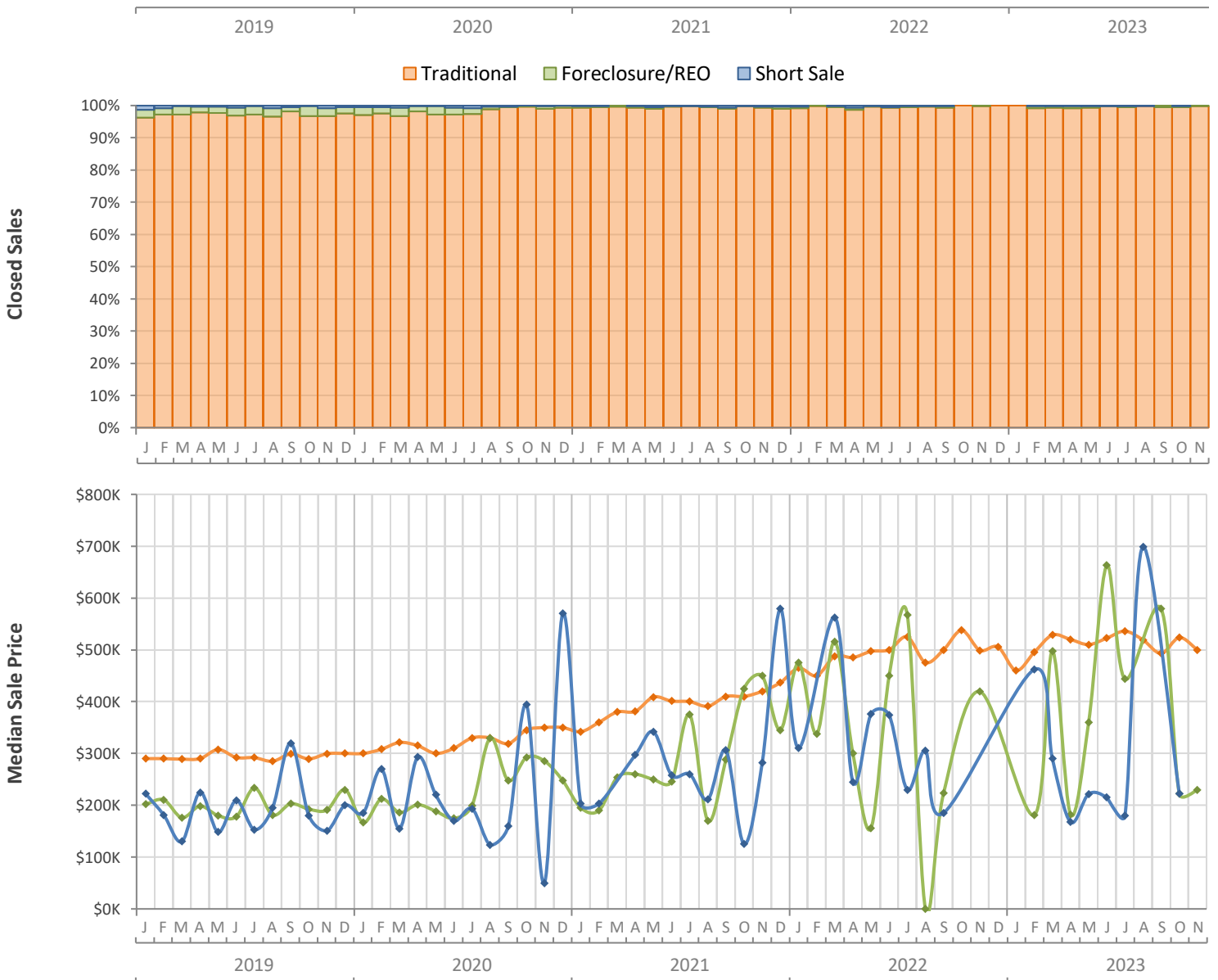
# Monthly Distressed Market - November 2023

## Single-Family Homes

### Sarasota County



		November 2023	November 2022	Percent Change Year-over-Year
Traditional	Closed Sales	540	412	31.1%
	Median Sale Price	\$500,000	\$499,000	0.2%
Foreclosure/REO	Closed Sales	1	1	0.0%
	Median Sale Price	\$230,000	\$419,475	-45.2%
Short Sale	Closed Sales	0	0	N/A
	Median Sale Price	(No Sales)	(No Sales)	N/A



Produced by Florida REALTORS® with data provided by Florida's multiple listing services. Statistics for each month compiled from MLS feeds on the 15th day of the following month. Data released on Wednesday, December 20, 2023. Next data release is TBD.