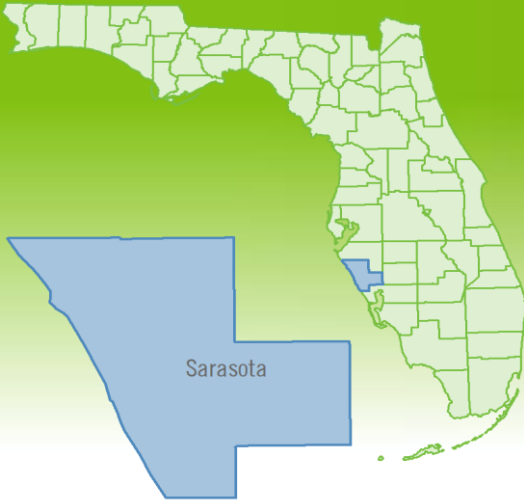


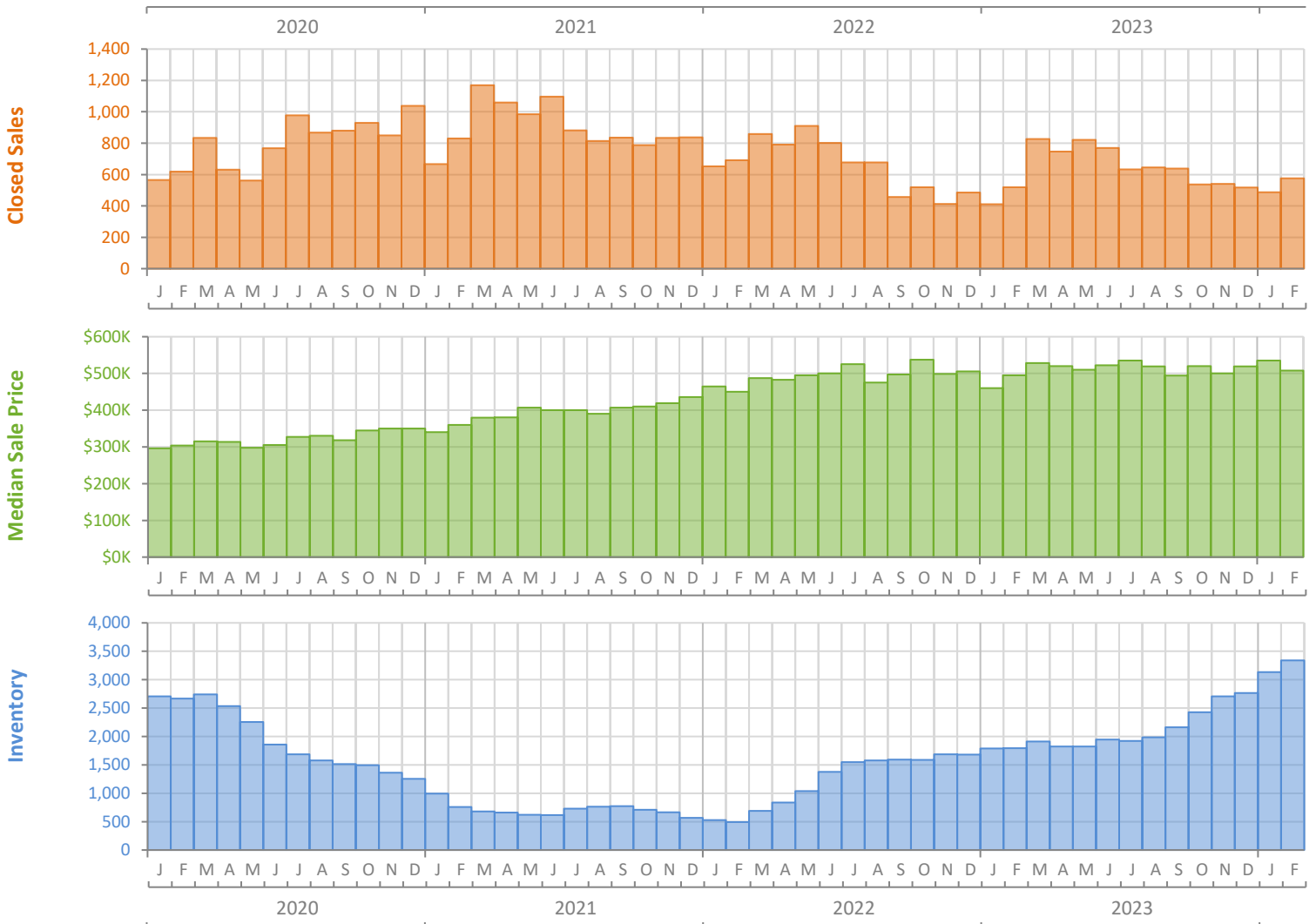
Monthly Market Summary - February 2024

Single-Family Homes

Sarasota County



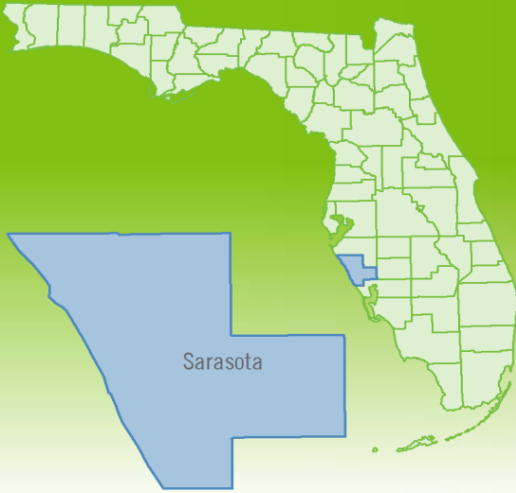
	February 2024	February 2023	Percent Change Year-over-Year
Closed Sales	577	520	11.0%
Paid in Cash	281	233	20.6%
Median Sale Price	\$507,500	\$495,000	2.5%
Average Sale Price	\$715,286	\$657,973	8.7%
Dollar Volume	\$412.7 Million	\$342.1 Million	20.6%
Med. Pct. of Orig. List Price Received	95.4%	96.0%	-0.6%
Median Time to Contract	40 Days	21 Days	90.5%
Median Time to Sale	81 Days	63 Days	28.6%
New Pending Sales	753	751	0.3%
New Listings	1,126	852	32.2%
Pending Inventory	1,010	1,303	-22.5%
Inventory (Active Listings)	3,337	1,793	86.1%
Months Supply of Inventory	5.2	2.9	79.3%



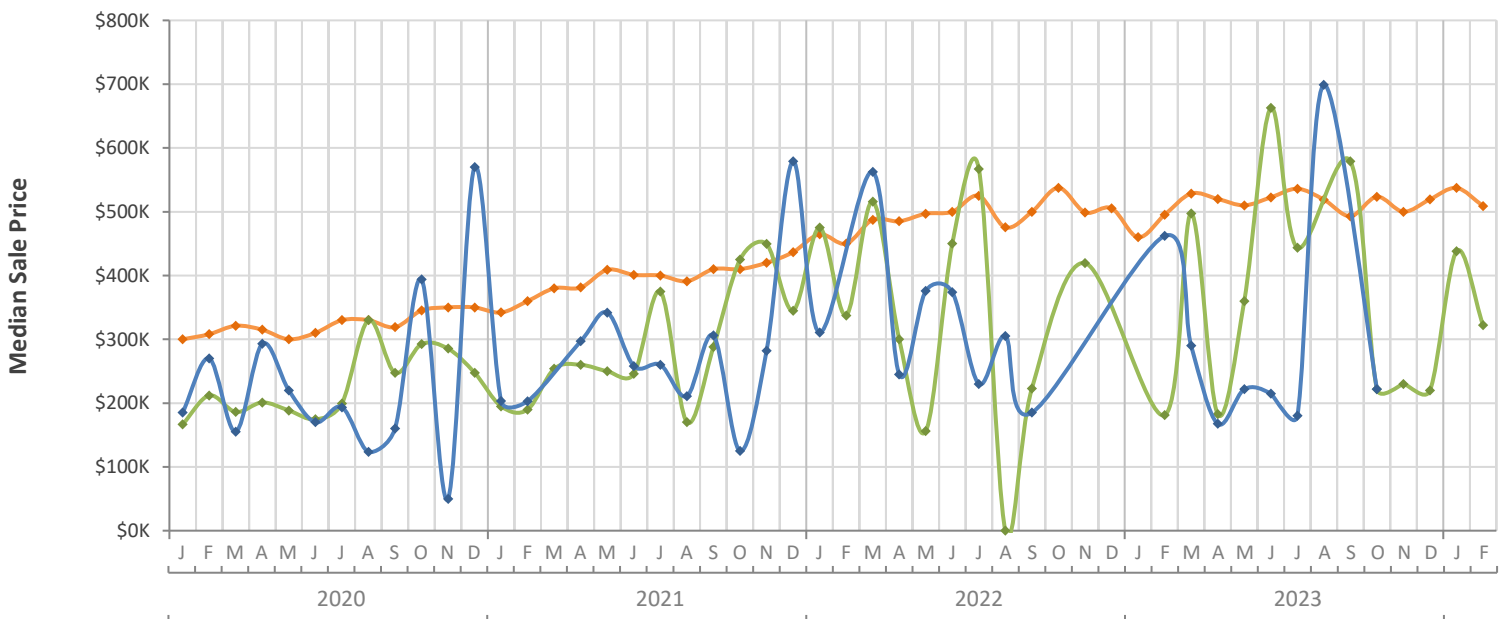
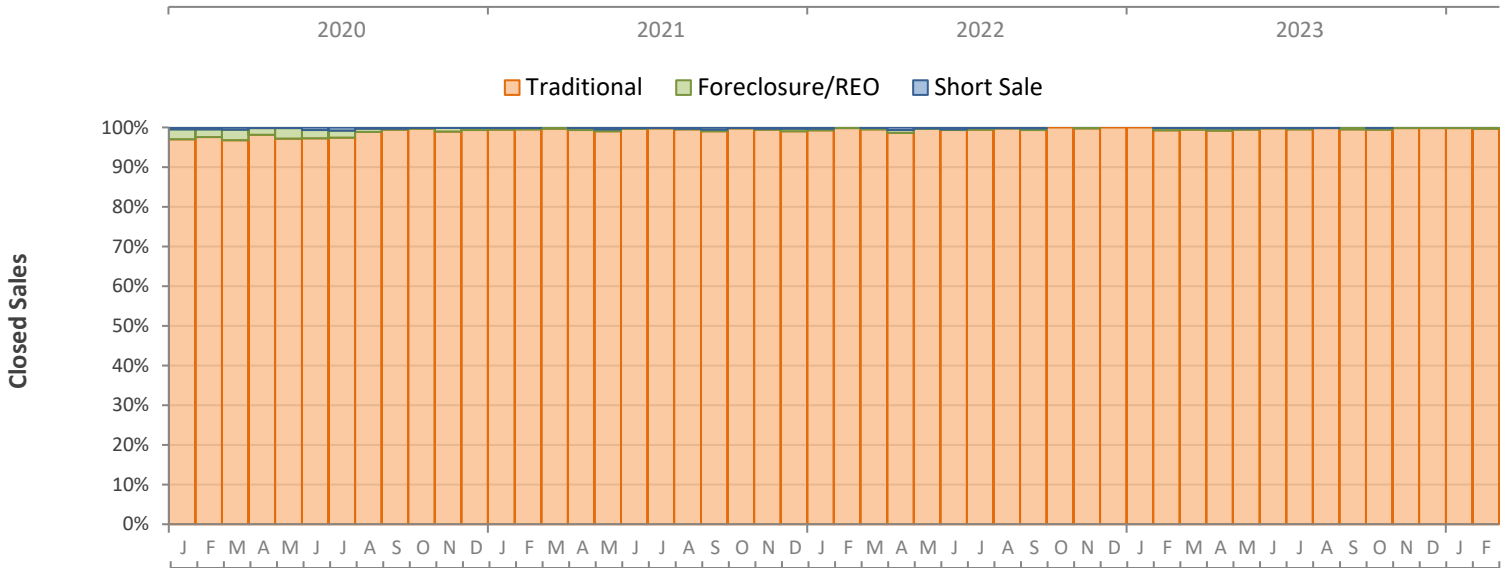
Monthly Distressed Market - February 2024

Single-Family Homes

Sarasota County



		February 2024	February 2023	Percent Change Year-over-Year
Traditional	Closed Sales	575	516	11.4%
	Median Sale Price	\$509,000	\$495,130	2.8%
Foreclosure/REO	Closed Sales	2	3	-33.3%
	Median Sale Price	\$322,000	\$181,125	77.8%
Short Sale	Closed Sales	0	1	-100.0%
	Median Sale Price	(No Sales)	\$462,000	N/A



Produced by Florida REALTORS® with data provided by Florida's multiple listing services. Statistics for each month compiled from MLS feeds on the 15th day of the following month. Data released on Thursday, March 21, 2024. Next data release is Thursday, April 18, 2024.