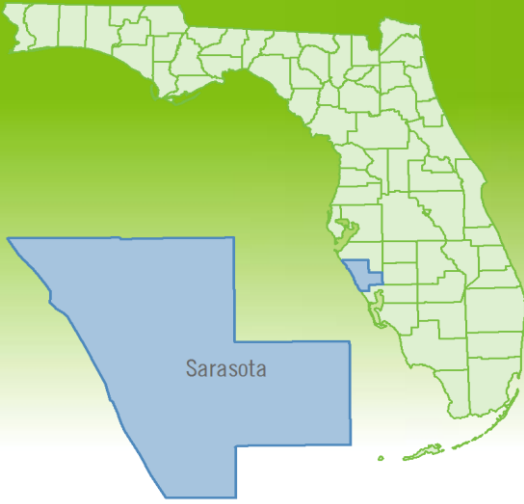


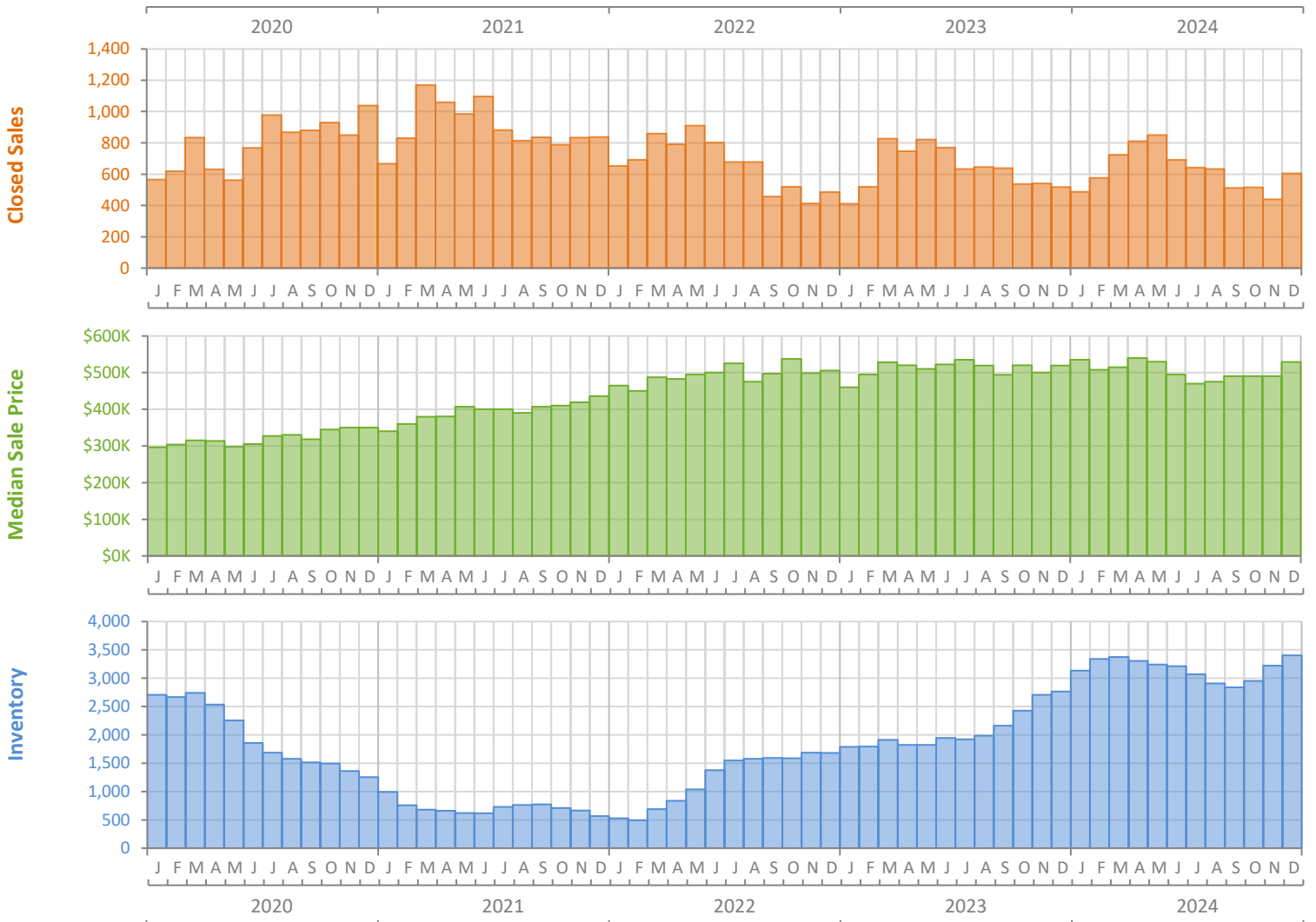
# Monthly Market Summary - December 2024

## Single-Family Homes

### Sarasota County



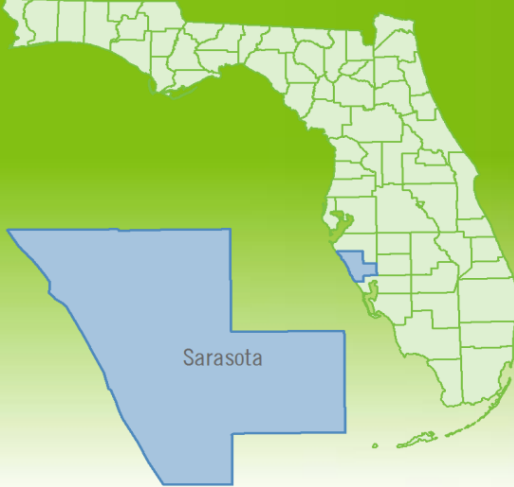
	December 2024	December 2023	Percent Change Year-over-Year
Closed Sales	604	518	16.6%
Paid in Cash	266	229	16.2%
Median Sale Price	\$528,700	\$519,000	1.9%
Average Sale Price	\$736,508	\$713,029	3.3%
Dollar Volume	\$444.9 Million	\$369.3 Million	20.4%
Med. Pct. of Orig. List Price Received	94.8%	95.6%	-0.8%
Median Time to Contract	43 Days	37 Days	16.2%
Median Time to Sale	82 Days	75 Days	9.3%
New Pending Sales	516	426	21.1%
New Listings	920	667	37.9%
Pending Inventory	652	644	1.2%
Inventory (Active Listings)	3,404	2,764	23.2%
Months Supply of Inventory	5.5	4.4	25.0%



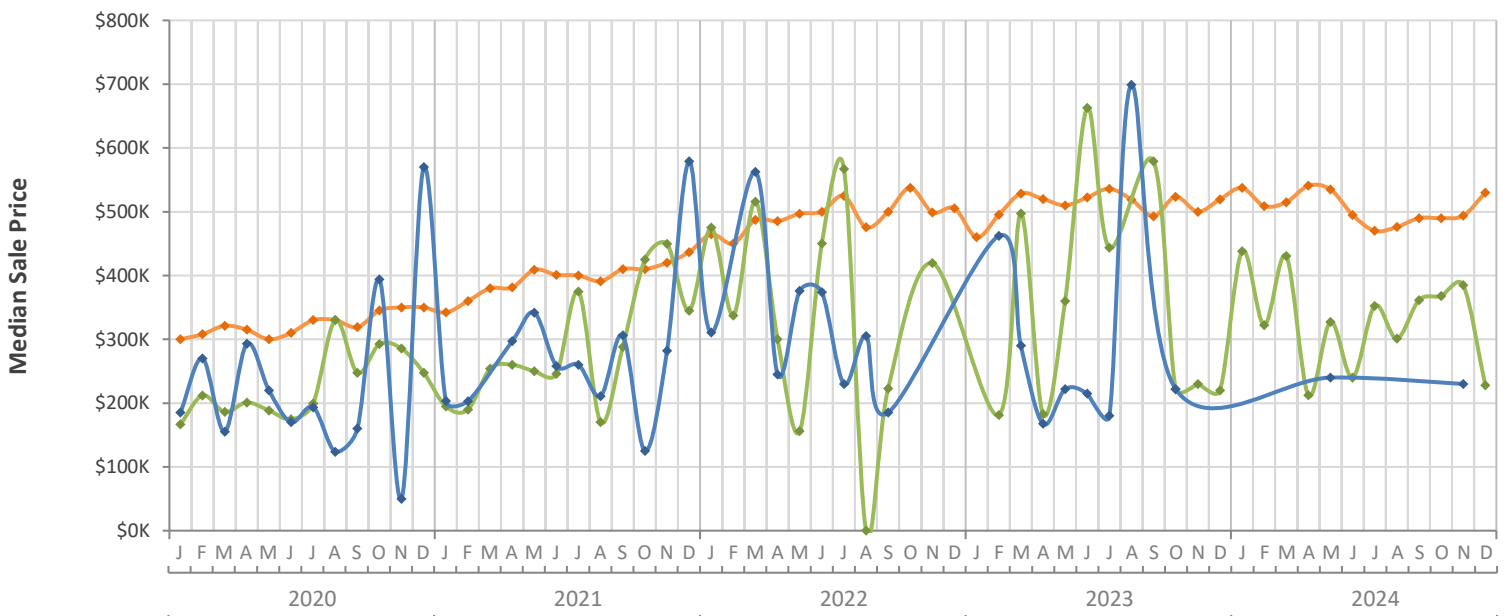
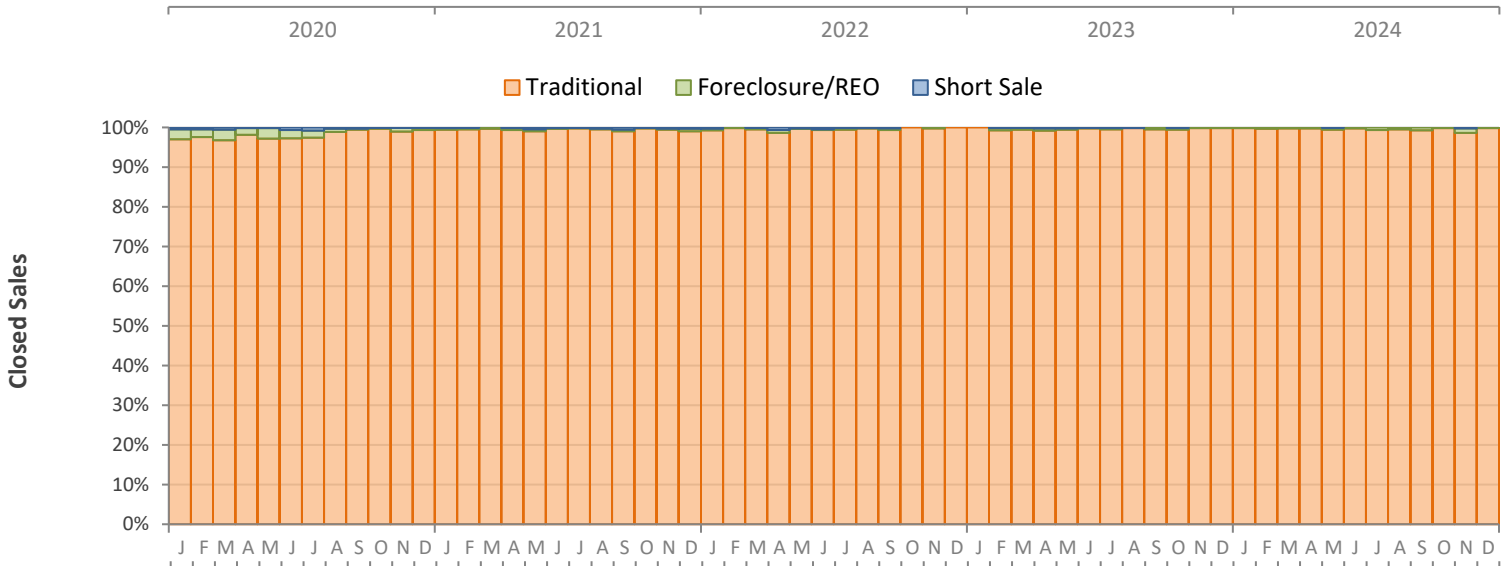
# Monthly Distressed Market - December 2024

## Single-Family Homes

### Sarasota County



		December 2024	December 2023	Percent Change Year-over-Year
Traditional	Closed Sales	603	517	16.6%
	Median Sale Price	\$529,900	\$519,500	2.0%
Foreclosure/REO	Closed Sales	1	1	0.0%
	Median Sale Price	\$228,000	\$220,000	3.6%
Short Sale	Closed Sales	0	0	N/A
	Median Sale Price	(No Sales)	(No Sales)	N/A



Produced by Florida REALTORS® with data provided by Florida's multiple listing services. Statistics for each month compiled from MLS feeds on the 15th day of the following month. Data released on Friday, January 24, 2025. Next data release is Friday, February 21, 2025.