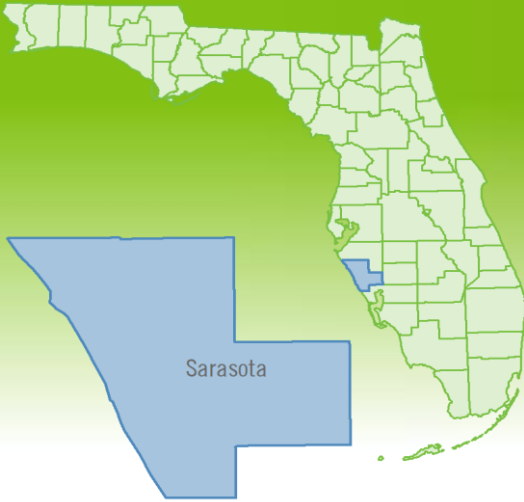


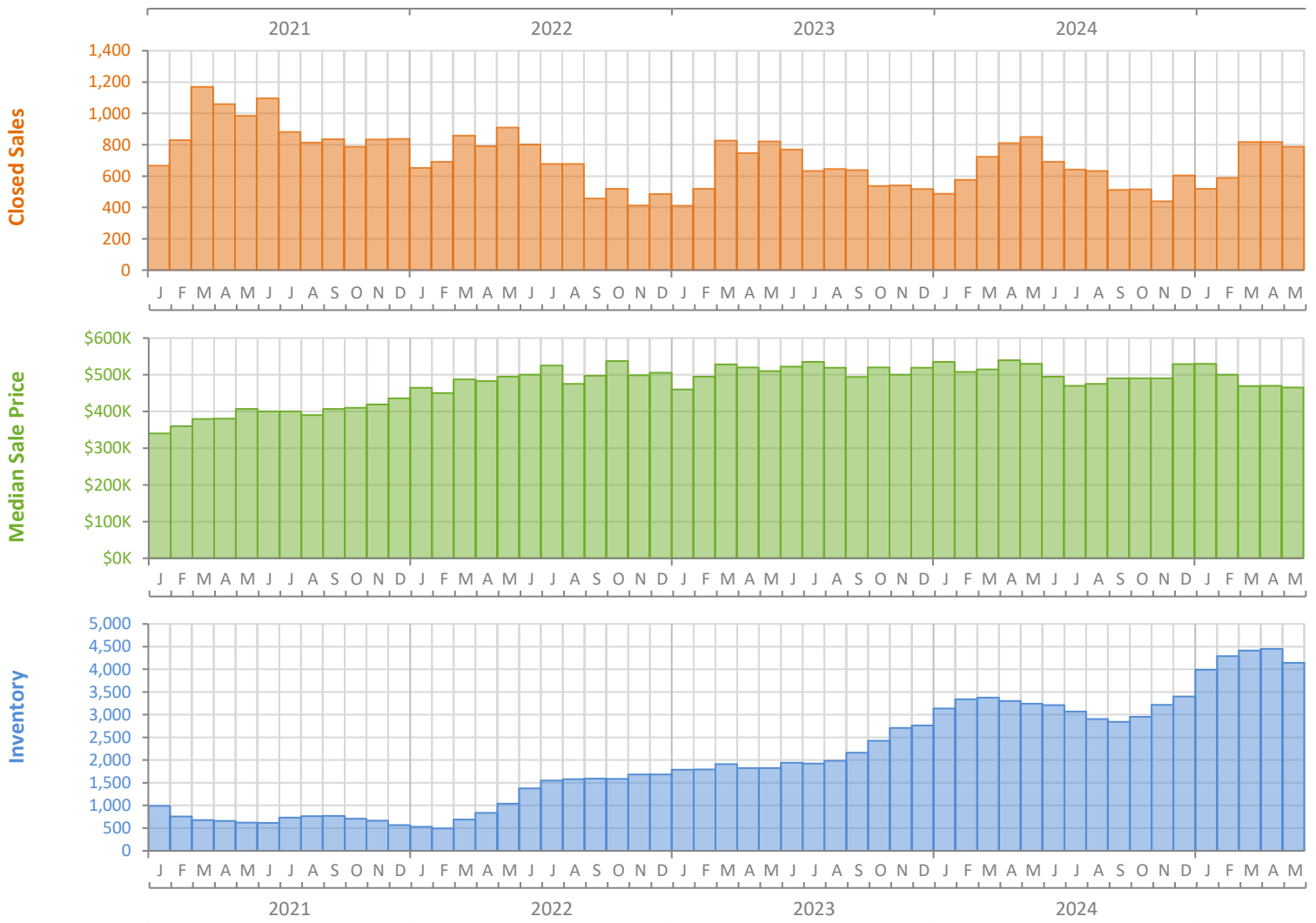
Monthly Market Summary - May 2025

Single-Family Homes

Sarasota County



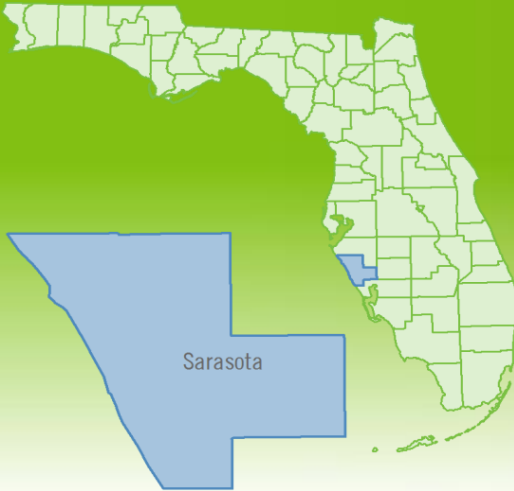
	May 2025	May 2024	Percent Change Year-over-Year
Closed Sales	788	850	-7.3%
Paid in Cash	282	353	-20.1%
Median Sale Price	\$465,000	\$530,000	-12.3%
Average Sale Price	\$651,439	\$743,303	-12.4%
Dollar Volume	\$513.3 Million	\$631.8 Million	-18.8%
Med. Pct. of Orig. List Price Received	92.8%	94.2%	-1.5%
Median Time to Contract	51 Days	43 Days	18.6%
Median Time to Sale	93 Days	84 Days	10.7%
New Pending Sales	725	697	4.0%
New Listings	850	920	-7.6%
Pending Inventory	937	932	0.5%
Inventory (Active Listings)	4,144	3,239	27.9%
Months Supply of Inventory	6.6	5.0	32.0%



Monthly Distressed Market - May 2025

Single-Family Homes

Sarasota County



		May 2025	May 2024	Percent Change Year-over-Year
Traditional	Closed Sales	785	845	-7.1%
	Median Sale Price	\$470,000	\$535,000	-12.1%
Foreclosure/REO	Closed Sales	2	4	-50.0%
	Median Sale Price	\$254,500	\$327,450	-22.3%
Short Sale	Closed Sales	1	1	0.0%
	Median Sale Price	\$277,200	\$240,000	15.5%

